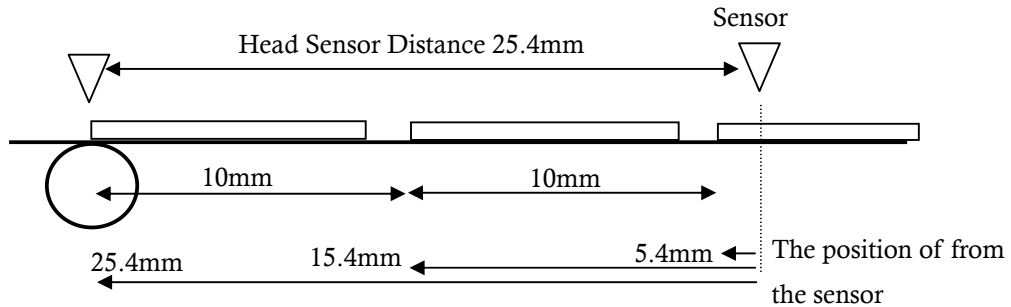
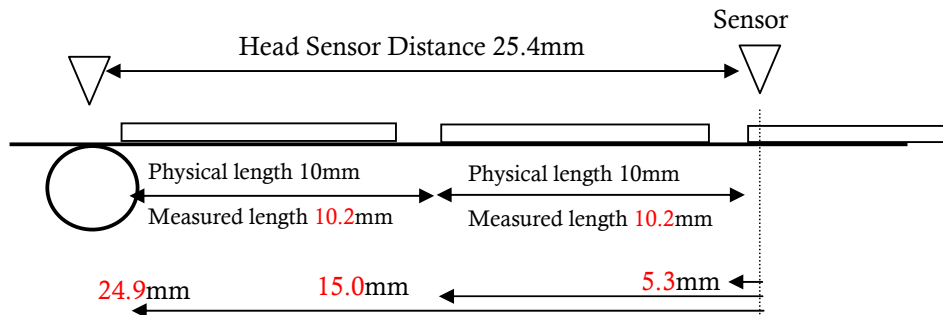


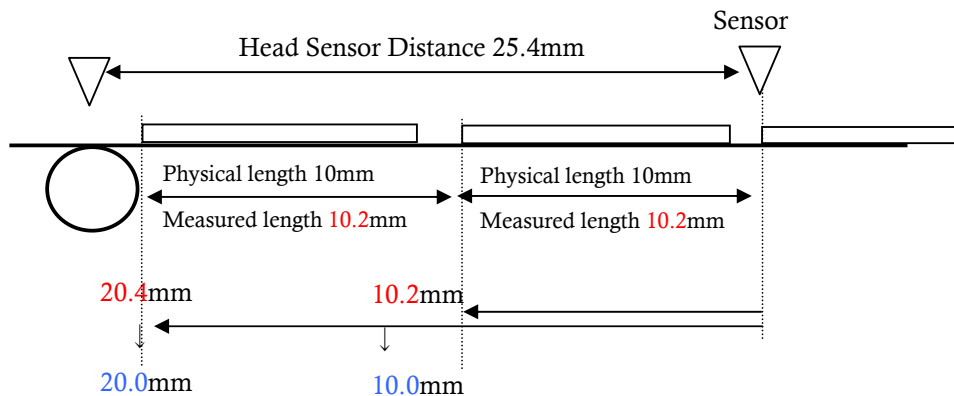
## Small Media Adjustment



When printer detects the edge of paper, it feeds to print head position. For example, if the distance between print head and sensor is 25.4 mm and label pitch is 10mm and slip rate is 2%, the label will be by first loading theoretically. But actual position is 2% different because the paper slips.



Of course, printer will feed 25.4mm. But the paper does not reach to head. Printer will measure longer than actual paper length. But if printer knows actual length (physical length), it can adjust to more correct position.



When printer detects the paper edge, it can know that the paper position is 10mm and

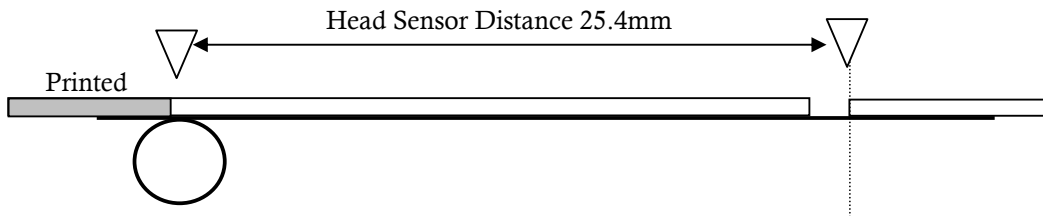
# CITIZEN

20mm. So it changes measured position to logical position.

If slipping rate is always constant and printing position also is always constant, it is no problem. Because the user can change printing position a little. But For example, by using tear mode or STX f command, printer executes sometimes back feeding or forward feeding. If printer does backfeed, the paper position will slide. If all pages execute backfeed, sliding is also constant. If so, the user can adjust the position. But backfeed will be executed or will not executed. So, the user cannot adjust the position because the slips will not be fixed at each page.

Normally, printer does not adjust the paper position back from the sensor. But 'Small' media adjusts the paper position located from sensor to head when detecting the paper edge.

In other words, if the paper length is longer than the distance from sensor to head, printer cannot adjust paper position. Because, when detecting the paper edge, previous paper will be started printing and there will be no paper which printer can adjust.



The effective length is 0.5 inch or less.