

ELECTRONIC CALCULATOR

SDC-554S

Instruction Manual
Manual de Instrucciones
Livro de Especificacoes
Anweisungshandbuch
Manuel d'instructions
Istruzioni all'Uso
Gebruiksaanwijzing
Manual
Инструкция по эксплуатации
Instrkcja Obsługi
دليل الإرشادات
Peraturan pemakaian
指导说明书
Εγχειρίδιο χρήσης

The unit complies with the
requirements of Directive
2004/108/EC



CITIZEN SYSTEMS JAPAN CO., LTD.

6-1-12, Tanashi-cho, Nishi-Tokyo-Shi,
Tokyo 188-8511, Japan
E-mail: sales-oe@systems.citizen.co.jp
<http://www.citizen-systems.co.jp/>

CITIZEN is a registered trade mark of CITIZEN Holdings CO., Japan.
CITIZEN es una marca registrada de CITIZEN Holdings CO., Japón.
Design and specifications are subject to change without notice.
西铁城和CITIZEN是日本法人西铁城控股株式会社的注册商标

*** POWER SUPPLY**

English

CITIZEN model SDC-554S is a dual-powered (high power solar + back-up battery) calculator operative under any lighting conditions.

-Auto power-off function-

The calculator switches the power off automatically if there has been no key entry for about 10 minutes.

-Battery change-

If the back-up battery needs to be changed, open the lower cabinet to remove the old battery and insert a new battery in the indicated polarity.

*** KEY INDEX**


English

[$\frac{ON}{C}$] : Power on / Clear key
 [MU] : Price Mark-up/down key
 [M+] : Memory plus key.
 [+ / -] : \pm Sign change key
 [MC] : Memory clear key

[CE] : Clear entry key
 [00 \rightarrow 0] : Shift-back key.
 [M-] : Memory minus key.
 [MR] : Memory recall key
 [RATE] : Tax Rate Setting key

^{RECALL}
 [-TAX] : Price without tax key / To recall tax rate when pressing [RATE] and [-TAX] keys


^{STORE}
 [+TAX] : Price with tax key / To store tax rate when pressing [RATE] and [+TAX] keys

$\overline{A0234F}$
 Decimal place selection switch

- F - Floating decimal mode

- 0 - 2 - 3 - 4 - Fixed decimal mode

- A - ADD-mode automatically enters the monetary decimal in addition and subtraction calculations

\uparrow 5/4 \downarrow
 Round-up / Round-off / Round-down switch

The Signs Of The Display Mean The Following:

MEMORY : Memory loaded.

ERROR : Overflow-error.

-MINUS : Minus (or negative)

-TAX : Price excluding tax

TAX : Amount of tax

+TAX : Price including tax

% : Tax rate stored and recalled

RATE : Tax rate setting

*** OPERATION EXAMPLES**

English

1. Calculation Examples

Before performing each calculation, press the [$\frac{ON}{C}$] key.

Example	Key operation	Display
$1 \times 2 \times 3 = 6$	[$\frac{ON}{C}$] 1 [x] 2 [x] 3 [=]	0. 6. 0.
$2 \times 3 = 6$	2 [x] 2 [CE] 3[=]	6.
$2 + 4 + 6 = 12$	2 [+] 3 [+] 6 [$\frac{ON}{C}$] 2 [+] 4 [+] 6 [=]	0. 0. 12.
$1234 \times 100 = 123,400$	12345 [00 \rightarrow 0] [x] 100 [=]	1'234 123'400
$5 \times 3 \div 0.2 = 75$	5 [x] 3 [\div] 0.2 [=]	75.
$300 \times 27\% = 81$	300 [x] 27 [%]	81.
$\frac{11.2}{56} \times 100\% = 20\%$	11.2 [\div] 56 [%]	20.
$30 + (30 \times 40\%) = 42$	30 [+] 40 [%]	42.
$30 - (30 \times 40\%) = 18$	30 [-] 40 [%]	18.
$5^4 = 625$	5 [x] [=] [=] [=]	625.
$\sqrt{144} = 12$	144 [$\sqrt{\quad}$]	12.
$\$14.90 + \$0.35 - \$1.45 + \$12.05 = \$25.85$	1490 [+] 35 [-] 145 [+] 1205 [=]	25.85
$1 \div 30 = 0.0333\dots$	30 [\div] [=]	0.03
$\frac{1}{(2 \times 5 - 4)} = 0.166\dots$	2 [x] 5 [-] 4 [\div] [=]	0.16

2. Memory Calculation

$(12 \times 4) - (20 \div 2) = 38$	[$\frac{ON}{C}$] 12 [x] 4 [M+] 20 [\div] 2 [M-] [MR] [MC] [CE]	0. MEMORY 10. MEMORY 38. 0.
------------------------------------	---	--------------------------------------

3. Constant Calculation

$2 + 3 = 5$	2 [+] 3 [=]	5.00
$4 + 3 = 7$	4 [=]	7.00
$3 \times 4.111 = 12.333$	3 [x] 4.111 [=]	12.34
$3 \times 6 = 18$	6 [=]	18.00

4. Overflow Error Clear

$12345678901234 \times 100 = 1234567890123400$	123456789012345 [00 \rightarrow 0] [x] 100 [=] [$\frac{ON}{C}$]	ERROR ERROR 0.	123'456'789'01234 12.345678901234
--	---	----------------------	--------------------------------------

5. Price Mark-Up & Down Calculation

$200 + (P \times 20\%) = P$	200 [\div] 20 [MU]	250.
$P = \frac{200}{1 - 20\%} = 250$	[MU]	50.
$250 - 200 = 50$		
$125 - (P \times 20\%) = P$	125 [\div] 25 [+/-] [MU]	100.
$P = \frac{125}{1 + 25\%} = 100$	[MU]	25.
$125 - 100 = 25$		

6. Delta Percent

$\frac{180 - 150}{150} \times 100\% = 20\%$	180 [-] 150 [MU]	20.

7. Tax Calculation

$100 + \text{TAX}(3\%) = 103$	3 [RATE] [+TAX]	3.	%
Tax amount = 3	100 [+TAX] [+TAX]	103.	+TAX TAX
3 = Tax amount	103 = Tax inclusive value		
$206 - \text{TAX}(3\%) = 200$	[$\frac{ON}{C}$] [RATE] [-TAX]	3.	%
Tax amount = 6	206 [-TAX] [-TAX]	200.	-TAX TAX
6 = Tax amount	200 = Tax exclusive value		

Modelo CITIZEN SDC-554S funciona gracias a un mecanismo de doble carga (luz solar y batería de apoyo), lo cual le permite operar bajo cualquier condición de iluminación.

-Función de desconexión automática-

La calculadora se apaga automáticamente si no ha sido utilizada durante 10 minutos aproximadamente.

-Reemplazado de la pila-

Si la pila de apoyo necesita ser reemplazada, quite los tornillos del departamento inferior y sustituya la pila gastada por una nueva. Coloque la pila en su posición correcta, con la polaridad indicada.

$\left[\begin{array}{c} \text{ON} \\ \text{C} \end{array} \right]$: Tecla de encendido / Borrar todo. $[\text{CE}]$: Tecla de borrar entrada

$[\text{MU}]$: Tecla de subir o bajar precios. $[\text{M}+]$: Tecla de memoria positiva.

$[\text{00} \rightarrow \text{0}]$: Tecla de anular el dígito ultimado.

$[\text{M}-]$: Tecla de memoria negativa. $[\text{+} / \text{-}]$: \pm Tecla de cambio de signo

$[\text{MC}]$: Tecla de limpieza de memoria $[\text{MR}]$: Tecla de llamada de memoria

$[\text{RATE}]$: Tecla del Ajuste del Índice de la Tasa

$[\text{+TAX}]$: ① Precio con la tecla de tasa ② Para almacenar el índice de la tasa cuando se presionan las teclas $[\text{RATE}]$ y $[\text{+TAX}]$

$[\text{-TAX}]$: ① Precio sin la tecla de tasa ② Para recobrar el índice de la tasa cuando se presionan las teclas $[\text{RATE}]$ y $[\text{-TAX}]$



Selector del lugar decimal

- F -

Modo decimal flotante

- 0 - 2 - 3 - 4 -

Modo decimal flotante

- A -

Modo ADD: ingresa automáticamente el decimal monetario en cálculos de suma y resta



Redondeo hacia arriba / Sin redondeo / Redondeo hacia abajo

Los signos del visor significan lo siguiente:

MEMORY : Memoria

TAX : Cantidad de tasa

-MINUS : Menos(o negativo)

-TAX : Precio excluyendo la tasa

ERROR : Error de desbordamiento

+TAX : Precio incluyendo la tasa

RATE : Ajuste del índice de la tasa

% : Índice de la tasa almacenada

1. Ejemplos de calculación

Antes de realizar cada cálculo, presione la tecla $\left[\begin{array}{c} \text{ON} \\ \text{C} \end{array} \right]$

Ejemplo	Operación con la tecla	Visualización
$1 \times 2 \times 3 = 6$	$\left[\begin{array}{c} \text{ON} \\ \text{C} \end{array} \right]$ 1 [x] 2 [x] 3 [=]	0. 6.
$2 \times 3 = 6$	$\left[\begin{array}{c} \text{ON} \\ \text{C} \end{array} \right]$ 2 [x] 2 [CE] 3[=]	0. 6.
$2 + 4 + 6 = 12$	2 [+] 3 [+] 6 $\left[\begin{array}{c} \text{ON} \\ \text{C} \end{array} \right]$	0. 12.
$1234 \times 100 = 123,400$	12345 [00 \rightarrow 0]	1'234
$5 \times 3 \div 0.2 = 75$	[x] 100 [=]	123'400
$300 \times 27\% = 81$	5 [x] 3 [\div] 0.2 [=]	75.
$\frac{11.2}{56} \times 100\% = 20\%$	300 [x] 27 [%]	81.
$30 + (30 \times 40\%) = 42$	11.2 [\div] 56 [%]	20.
$30 - (30 \times 40\%) = 18$	30 [+] 40 [%]	42.
$5^4 = 625$	30 [-] 40 [%]	18.
$\sqrt{144} = 12$	5 [x] [=] [=] [=]	625.
$\$14.90 + \$0.35 - \$1.45 + \$12.05 = \$25.85$	144 [$\sqrt{\quad}$]	12.
$1 / 30 = 0.0333\dots$	1490 [+] 35 [-] 145 [+]	25.85
$\frac{1}{(2 \times 5 - 4)} = 0.166\dots$	1205 [=]	0.03
	30 [\div] [=]	0.16

2. Cálculo de memoria

$(12 \times 4) - (20 \div 2) = 38$	$\left[\begin{array}{c} \text{ON} \\ \text{C} \end{array} \right]$ 12 [x] 4 [M+] 20 [\div] 2 [M-]	0. 10.
	[MR]	38.
	[MC] [CE]	0.

3. Constante

$2 + 3 = 5$	2 [+] 3 [=]	5.00
$4 + 3 = 7$	4 [=]	7.00
$3 \times 4.111 = 12.333$	3 [x] 4.111 [=]	12.34
$3 \times 6 = 18$	6 [=]	18.00

4. Limpieza de error de desbordamiento

$12345678901234 \times 100 = 1234567890123400$	123456789012345 [00 \rightarrow 0] [x] 100 [=]	ERROR ERROR 123'456'789'01234
	$\left[\begin{array}{c} \text{ON} \\ \text{C} \end{array} \right]$	0.

5. CÁLCULO DE SUBIR O BAJAR PRECIOS

$200 + (P \times 20\%) = P$	200 [\div] 20 [MU]	250.
$P = \frac{200}{1 - 20\%} = 250$	[MU]	50.
$250 - 200 = 50$		
$125 - (P \times 20\%) = P$	125 [\div] 25 [+/-] [MU]	100.
$P = \frac{125}{1 + 25\%} = 100$	[MU]	25.
$125 - 100 = 25$		

6. PORCENTAJE DELTA

$\frac{180 - 150}{150} \times 100\% = 20\%$	180 [-] 150 [MU]	20.

7. Cálculo de impuestos

$100 + \text{TAX}(3\%) = 103$	3 [RATE] [+TAX]	3.	%
Suma de impuesto = 3	100 [+TAX]	103.	+TAX
	[+TAX]	3.	TAX
$3 = \text{Suma de impuesto}$	103 = Valor con impuesto		
$206 - \text{TAX}(3\%) = 200$	$\left[\begin{array}{c} \text{ON} \\ \text{C} \end{array} \right]$ [RATE] [-TAX]	3.	%
Suma de impuesto = 6	206 [-TAX]	200.	-TAX
	[-TAX]	6.	TAX
$6 = \text{Suma de impuesto}$	200 = Valor sin impuesto		

*** FONTE DE ALIMENTAÇÃO**

Português

CITIZEN modelo SDC-554S tem dupla fonte de alimentação de energia (energia solar e bateria de reserva), permitindo operar sob qualquer condição de iluminação.

-Função Auto power-off(desligamento automático)-

A calculadora desliga automaticamente, caso nenhum a tecla seja utilizada por aproximadamente 10 minutos.

-Troca de bateria-

Se for necessário trocar a bateria de reserva, remova a bateria usada, abrindo a tampa inferior e coloque uma bateria nova, observando a polaridade indicada.

*** ÍNDICE DE TECLAS**

Português

$\left[\frac{ON}{C} \right]$: Tecla para Ligar / Limpar Tudo.

[CE] : Tecla para Limpar Entrada

[MU] : Tecla para Marca Preço para cima / baixo.

[00→0] : Tecla de mudança de dígito. [M+] : Tecla de mais da memória.

[M-] : Tecla de menos da memória. [+/-] : Tecla para mudar Sinal ±


[MR] : Tecla da chamada da memória.

[MC] : Tecla para limpar a memória.

[RATE] : Tecla para Ajuste do Índice da Taxa

[+TAX] : ①Preço com a Tecla de Taxa ②Para armazenar o índice da taxa quando pressionadas as teclas [RATE] e [+TAX]

[RECALL -TAX] : ①Preço sem a Tecla de Taxa ②Para recuperar o índice da taxa quando pressionadas as teclas [RATE] e [-TAX]

$\overline{A} \overline{0} \overline{2} \overline{3} \overline{4} \overline{F}$
 Comutador para seleção de casa decimal

- F - Modalidade de decimal flutuante

- 0 - 2 - 3 - 4 - Modalidade de decimal fixo

- A - Modalidade ADICIONAR entra automaticamente a decimal monetária em cálculos de adição e subtração.

$\uparrow \frac{5}{4} \downarrow$ Arredondamento para cima / Truncamento /

$\uparrow \frac{5}{4} \downarrow$ Arredondamento para baixo

Os Sinais do Visor Significam o Seguinte:

MEMORY : Memória TAX : Quantia de taxa

-MINUS : Menos(ou negativo) -TAX : Preço excluindo a taxa

ERROR : Erro por transbordamento +TAX : Preço incluindo a taxa






RATE : Ajuste do índice da taxa % : Índice da taxa armazenada

*** EXEMPLOS DE OPERAÇÃO**




Português

1.Exemplo de calculos





Antes de executar cada cálculo, pressione a tecla $\left[\frac{ON}{C} \right]$.

Exemplo	Operação com a tecla	Visualização
$\uparrow \frac{5}{4} \downarrow$  1 x 2 x 3 = 6	$\left[\frac{ON}{C} \right]$ 1 [x] 2 [x] 3 [=]	0. 6.
$\overline{A} \overline{0} \overline{2} \overline{3} \overline{4} \overline{F}$  2 x 3 = 6	2 [x] 2 [CE] 3[=]	0. 6.
2 + 4 + 6 = 12	2 [+] 3 [+] 6 $\left[\frac{ON}{C} \right]$	0. 12.
1234 x 100 = 123,400	12345 [00→0] [x] 100 [=]	1'234 123'400
5 x 3 ÷ 0.2 = 75	5 [x] 3 [÷] 0.2 [=]	75.
300 x 27% = 81	300 [x] 27 [%]	81.
$\frac{11.2}{56} \times 100\% = 20\%$	11.2 [÷] 56 [%]	20.
30 + (30 x 40%) = 42	30 [+] 40 [%]	42.
30 - (30 x 40%) = 18	30 [-] 40 [%]	18.
5 ⁴ = 625	5 [x] [=] [=] [=]	625.
$\sqrt{144} = 12$	144 [$\sqrt{\quad}$]	12.
$\overline{A} \overline{0} \overline{2} \overline{3} \overline{4} \overline{F}$  \$14.90 + \$0.35 - \$1.45 + \$12.05 = \$25.85	1490 [+] 35 [-] 145 [+] 1205 [=]	25.85
$\uparrow \frac{5}{4} \downarrow$  1 / 30 = 0.0333....	30 [÷] [=]	0.03
$\overline{A} \overline{0} \overline{2} \overline{3} \overline{4} \overline{F}$  $\frac{1}{(2 \times 5 - 4)} = 0.166....$	2 [x] 5 [-] 4 [÷] [=]	0.16

2.Memória

$\uparrow \frac{5}{4} \downarrow$  (12 x 4) - (20 ÷ 2) = 38	$\left[\frac{ON}{C} \right]$ 12 [x] 4 [M+] 20 [÷] 2 [M-]	0. 10.
$\overline{A} \overline{0} \overline{2} \overline{3} \overline{4} \overline{F}$  [MR]		MEMORY 38.
 [MC] [CE]		0.



3.Constante

$\uparrow \frac{5}{4} \downarrow$  2 + 3 = 5	2 [+] 3 [=]	5.00
 4 + 3 = 7	4 [=]	7.00
$\overline{A} \overline{0} \overline{2} \overline{3} \overline{4} \overline{F}$  $3 \times 4.111 = 12.333$	3 [x] 4.111 [=]	12.34
 $3 \times 6 = 18$	6 [=]	18.00



4.Erro por transbordamento

12345678901234 x 100 = 1234567890123400	123456789012345 [00→0] [x] 100 [=]	ERROR ERROR	123'456'789'01234 12.345678901234 0.
--	---------------------------------------	----------------	--




5.CÁLCULO PARA MARCAÇÃO DE PREÇO PARA CIMA & PARA BAIXO

$\uparrow \frac{5}{4} \downarrow$  200+(P x 20%)=P	200 [÷] 20 [MU]	250.
$P = \frac{200}{1 - 20\%} = 250$	[MU]	50.
$\overline{A} \overline{0} \overline{2} \overline{3} \overline{4} \overline{F}$  250-200 = 50		
125-(P x 20%)=P	125 [÷] 25 [+/-] [MU]	100.
$P = \frac{125}{1 + 25\%} = 100$	[MU]	25.
125-100 = 25		

6.PORCENTO DELTA

$\uparrow \frac{5}{4} \downarrow$  $\frac{180 - 150}{150} \times 100\% =$	180 [-] 150 [MU]	20.
$\overline{A} \overline{0} \overline{2} \overline{3} \overline{4} \overline{F}$  20%		

7.Obliczenie podatku

$\overline{A} \overline{0} \overline{2} \overline{3} \overline{4} \overline{F}$  100+TAX(3%) = 103	3 [RATE] [+TAX]	3.	%
 Soma da Taxa = 3	100 [+TAX] [+TAX]	103.	+TAX 3. TAX
$\uparrow \frac{5}{4} \downarrow$  3 = Soma da Taxa	103 = Valor com taxa incluída		
206-TAX(3%) = 200	$\left[\frac{ON}{C} \right]$ [RATE] [-TAX]	3.	%
Soma da Taxa = 6	206 [-TAX] [-TAX]	200. 6.	-TAX TAX
6 = Soma da Taxa	200 = Valor excluído de Taxa		

*** STROMVERSORGUNG**

Deutsch

Das CITIZEN Modell SDC-554S wird durch 2 voneinander unabhängigen Energiequellen versorgt (Entweder durch eine sehr starke Solarzelle oder durch eine Batterie). Der Rechner arbeitet selbst unter schlechtesten Lichtbedingungen.

Ist der Rechner 10 Minuten nicht in Betrieb, schaltet er sich automatisch ab.

-Batteriewechsel-

Sollte die batterie gewechselt werden, entfernen Sie bitte die Schrauben vom unterteil und tauschen die alte gegen eine neue batterie aus. Beachten Sie, daß die batterie richtig, entsprechend der polarität, eingelegt wird.

*** ERKLÄRUNGEN VON SCHLUSSEL**

Deutsch

- $[-\frac{ON}{C}]$: An / Alles Löschen Taste. [CE] : Eingabe löschen
- [MU] : Preisangabe-oben/unten Taste [00→0] : Rechts schub taste.
- [M+] : Speicher Plus-Taste. [M-] : Speicher Minus-Taste.
- [+ / -] : ±Vorzeicheneingabetaste. [MR] : Speicher Abruf-Taste
- [MC] : Speicher Löschen-Taste. [RATE] : Steuerraten-Einstellungstaste
- [+TAX] : ①Preis mit Steuern Taste ②Speichern der Steuerrate, wenn die Tasten [RATE] und [+TAX] gedrückt werden
- [RECALL] [TAX] : ①Preis ohne Steuern Taste ②Abrufen der Steuerrate, wenn die Tasten [RATE] und [-TAX] gedrückt werden



Schalter für Dezimalauswahlplatz

- F -

Gleitkomma-Modus

- 0 - 2 - 3 - 4 -

Festkomma-Modus

- A -

ADD-Modus gibt bei Additions- und Subtraktionsrechnungen automatisch das Dezimalkomma an.



Aufrunden , Abrundenschalter

Die Zeichen in der Anzeige haben die folgende Bedeutung:

- MEMORY : Speicher ERROR : Überflussfehler
- MINUS : Minus(oder negativ) -TAX : Preis ohne Steuern
- TAX : Steuerbetrag +TAX : Preis mit Steuern
- % : Steuerrate gespeichert RATE : Steuerraten-Einstellung

*** BEISPIEL FÜR DEN bETRIEB**

Deutsch

1. Berechnungsbeispiele

Vor jeder Berechnung bitte die $[-\frac{ON}{C}]$ Taste drücken.

Beispiel	Tastenkombination	Anzeige
$1 \times 2 \times 3 = 6$	$[-\frac{ON}{C}]$ 1 [x] 2 [x] 3 [=]	0. 6.
$2 \times 3 = 6$	$[-\frac{ON}{C}]$ 2 [x] 2 [CE] 3[=]	0. 6.
$2 + 4 + 6 = 12$	2 [+] 3 [+] 6 $[-\frac{ON}{C}]$	0. 12.
1234×100	12345 [00→0]	1'234
$= 123,400$	[x] 100 [=]	123'400
$5 \times 3 \div 0.2 = 75$	5 [x] 3 [÷] 0.2 [=]	75.
$300 \times 27\% = 81$	300 [x] 27 [%]	81.
$\frac{11.2}{56} \times 100\% = 20\%$	11.2 [÷] 56 [%]	20.
$30 + (30 \times 40\%) = 42$	30 [+] 40 [%]	42.
$30 - (30 \times 40\%) = 18$	30 [-] 40 [%]	18.
$5^4 = 625$	5 [x] [=] [=] [=]	625.
$\sqrt{144} = 12$	144 [$\sqrt{\quad}$]	12.
$\$14.90 + \$0.35 - \$1.45$	1490 [+] 35 [-] 145 [+]	
$+ \$12.05 = \25.85	1205 [=]	25.85
$1 / 30 = 0.0333....$	30 [÷] [=]	0.03
$\frac{1}{(2 \times 5 - 4)} = 0.166....$	2 [x] 5 [-] 4 [÷] [=]	0.16

2. Speicher

$(12 \times 4) - (20 \div 2) = 38$	$[-\frac{ON}{C}]$ 12 [x] 4 [M+] 20 [÷] 2 [M-]	0. 10.
	[MR]	MEMORY 38.
	[MC] [CE]	MEMORY 0.

3. Konstant

$2 + 3 = 5$	2 [+] 3 [=]	5.00
$4 + 3 = 7$	4 [=]	7.00
$3 \times 4.111 = 12.333$	3 [x] 4.111 [=]	12.34
$3 \times 6 = 18$	6 [=]	18.00

4. Korrektur und Überlauffehler

$12345678901234 \times 100$	123456789012345	ERROR	123'456'789'01234
$= 1234567890123400$	[00→0] [x] 100 [=]	ERROR	12.345678901234
	$[-\frac{ON}{C}]$		0.

5. PREISMARKIERUNGS AUF & ABRUNDUNGSRECHNUNG

$200 + (P \times 20\%) = P$	200 [÷] 20 [MU]	250.
$P = \frac{200}{1 - 20\%} = 250$	[MU]	50.
$250 - 200 = 50$		
$125 - (P \times 20\%) = P$	125 [÷] 25 [+/-] [MU]	100.
$P = \frac{125}{1 + 25\%} = 100$	[MU]	25.
$125 - 100 = 25$		

6. DELTA PROZENT

$\frac{180 - 150}{150} \times 100\% = 20\%$	180 [-] 150 [MU]	20.
20%		

7. Steuerberechnung

$100 + TAX(3\%) = 103$	3 [RATE] [+TAX]	3.	%
Steuersumme = 3	100 [+TAX]	103.	+TAX
	[+TAX]	3.	TAX
3 = Steuersumme	103 = Wert mit Steuersumme		
$206 - TAX(3\%) = 200$	$[-\frac{ON}{C}]$ [RATE] [-TAX]	3.	%
Steuersumme = 6	206 [-TAX]	200.	-TAX
	[-TAX]	6.	TAX
6 = Steuersumme	200 = Wert ohne Steuersumme		

* ALIMENTATION

Français

CITIZEN modèle SDC-554S à double alimentation (énergie solaire haute+pile de soutien d'alimentation) qui peut opérer sous n'importe conditions de lumière.

- Arrêt d'alimentation automatique -

L'alimentation de cette calculatrice se coupe automatiquement si laissée allumée et non utilisée pendant environ 10 minutes.

-Remplacement de pile-

Lorsque il faut remplacer la pile, enleve les vis de l'étui bas et remplacer la pile usée et insérer une nouvelle pile selon la polarité indiquée.

* SIGNIFICATION DES TOUCHES

Français

$\left[\begin{array}{c} \text{ON} \\ \text{C} \end{array} \right]$: Bouton de Mise en marche / d'Effacement Général.

[CE] : Touche d'annulation de l'Entrée [00→0] : Touche de correction.

[MU] : Touche de hausse / baisse du Prix

[M-] : Touche de mémoire moins [M+] : Touche de mémoire plus

[+ / -] : ± Touche de changement de Signe

[MR] : Rappeler la mémoire [MC] : Effacer la mémoire

[RATE] : Touche de Réglage du Taux de la Taxe

$\left[\begin{array}{c} \text{STORE} \\ +\text{TAX} \end{array} \right]$: ① Touche de Prix avec la Taxe ② Sauvegarder le taux de la taxe en appuyant sur [RATE] (TAUX) et [+TAX] (TAXE)

$\left[\begin{array}{c} \text{RECALL} \\ -\text{TAX} \end{array} \right]$: ① Touche de Prix sans la Taxe ② Rappeler le taux de la taxe en appuyant sur les touches [RATE] (TAUX) et [-TAX] (TAXE)



Bouton de sélection d'emplacement de la Décimale

- F -

Mode de Décimale Flottante

- 0 - 2 - 3 - 4 -

Mode de Décimale Fixe

- A -

Le mode ADD entre automatiquement la décimale monétaire en mode de calculs d'addition et de soustraction



Bouton d'Arrondi supérieur / Arrondi / Arrondi inférieur

Les signes de l'Affichage signifient ce qui suit:

MEMORY : Mémoire

ERROR : Erreur-Débordement

-MINUS : Moins(ou négatif)

-TAX : Prix excluant la taxe

TAX : Montant de la taxe

+TAX : Prix incluant la taxe

% : Taux de la taxe stockée

RATE : Réglage du taux de la taxe

* EXEMPLES D'OPÉRATIONS

Français

1.Exemples de calculs

Avant d'effectuer tout calcul, pressez sur la touche $\left[\begin{array}{c} \text{ON} \\ \text{C} \end{array} \right]$.

Exemple	Touche d'Opération	Affichage
$1 \times 2 \times 3 = 6$	$\left[\begin{array}{c} \text{ON} \\ \text{C} \end{array} \right]$ 1 [x] 2 [x] 3 [=]	0. 6.
$2 \times 3 = 6$	$\left[\begin{array}{c} \text{ON} \\ \text{C} \end{array} \right]$ 2 [x] 2 [CE] 3[=]	0. 6.
$2 + 4 + 6 = 12$	2 [+] 3 [+] 6 $\left[\begin{array}{c} \text{ON} \\ \text{C} \end{array} \right]$	0. 12.
1234×100	12345 [00→0]	1'234
$= 123,400$	[x] 100 [=]	123'400
$5 \times 3 \div 0.2 = 75$	5 [x] 3 [÷] 0.2 [=]	75.
$300 \times 27\% = 81$	300 [x] 27 [%]	81.
$\frac{11.2}{56} \times 100\% = 20\%$	11.2 [÷] 56 [%]	20.
$30 + (30 \times 40\%) = 42$	30 [+] 40 [%]	42.
$30 - (30 \times 40\%) = 18$	30 [-] 40 [%]	18.
$5^4 = 625$	5 [x] [=] [=] [=]	625.
$\sqrt{144} = 12$	144 [√]	12.
$\$14.90 + \$0.35 - \$1.45 +$	1490 [+] 35 [-] 145 [+]	
$\$12.05 = \25.85	1205 [=]	25.85
$1 / 30 = 0.0333....$	30 [÷] [=]	0.03
$\frac{1}{(2 \times 5 - 4)} = 0.166....$	2 [x] 5 [-] 4 [÷] [=]	0.16

2.Calcul avec mémoire

$(12 \times 4) - (20 \div 2) = 38$	$\left[\begin{array}{c} \text{ON} \\ \text{C} \end{array} \right]$ 12 [x] 4 [M+] 20 [÷] 2 [M-]	0. 10.
	[MR]	MEMORY 38.
	[MC] [CE]	0.

3.Constant Calcul

$2 + 3 = 5$	2 [+] 3 [=]	5.00
$4 + 3 = 7$	4 [=]	7.00
$3 \times 4.111 = 12.333$	3 [x] 4.111 [=]	12.34
$3 \times 6 = 18$	6 [=]	18.00

4.Correction et dépassement-erreur

12345678901234 x 100	123456789012345	ERROR	123'456'789'01234
= 1234567890123400	[00→0] [x] 100 [=]	ERROR	12.345678901234
	$\left[\begin{array}{c} \text{ON} \\ \text{C} \end{array} \right]$		0.

5.CALCUL DE LA HAUSSE ET DE LA BAISSSE DU PRIX

$200 + (P \times 20\%) = P$	200 [÷] 20 [MU]	250.
$P = \frac{200}{1 - 20\%} = 250$	[MU]	50.
$250 - 200 = 50$		
$125 - (P \times 20\%) = P$	125 [÷] 25 [+/-] [MU]	100.
$P = \frac{125}{1 + 25\%} = 100$	[MU]	25.
$125 - 100 = 25$		

6.POURCENTAGE DELTA

$\frac{180 - 150}{150} \times 100\% = 20\%$	180 [-] 150 [MU]	20.
---	-------------------	-----

7.Calcul de l'impôt

$100 + \text{TAX}(3\%) = 103$	3 [RATE] [+TAX]	3.	%
Le montant de la taxe = 3	100 [+TAX]	103.	+TAX
	[+TAX]	3.	TAX
3 = Le montant de la taxe	103 = Valeur avec avec taxe		
$206 - \text{TAX}(3\%) = 200$	$\left[\begin{array}{c} \text{ON} \\ \text{C} \end{array} \right]$ [RATE]	3.	%
Le montant de la taxe = 6	[-TAX]	200.	-TAX
	206 [-TAX]	6.	TAX
	[-TAX]		
6 = Le montant de la taxe	200 = Valeur hors taxe		

Il calcolatore CITIZEN model SDC-554S ha due risorse di potenza : energia solare e batteria di riserva e può funzionare sotto qualsiasi luce.

-Spegnimento automatico-

La calcolatrice si spegne automaticamente se non immettere nessun dato in circa 10 minuti.

- Sostituzione della batteria -

Nel caso che sia necessario sostituire la batteria,rimuovere il coperchio inferiore, togliere la batteria vecchia e inserire una nuova nel compartimento batteria.

[$\frac{ON}{C}$] : Acceso / Tasto cancella tutto.

[CE] : Cancellazione immissione

[MU] : Tasto rialzo/ribasso di prezzo.

[00→0] : Correzione

[M+] : Memoria addizione.

[M-] : Memoria sottrazione.

[+ / -] : ±Tasto cambio segno.

[MR] : Tasto richiama memoria

[MC] : Tasto cancella memoria

[RATE] : Tasto di impostazione dell'Aliquota d'imposta

[$\frac{STORE}{+TAX}$] : ①Prezzo con Tasto d'imposta ②Per memorizzare l'aliquota d'imposta quando si premono i tasti [RATE] e [+TAX]

[$\frac{RECALL}{-TAX}$] : ①Prezzo senza Tasto d'imposta ②Per richiamare l'aliquota d'imposta quando si premono i tasti [RATE] e [-TAX]



Scambio selezione della posizione del decimale

- F -

Modalità decimale mobile

- 0 - 2 - 3 - 4 -

Modalità decimale fissa

- A -

La modalità AGGIUNGI introduce automaticamente il decimale monetario nei calcoli di addizione e sottrazione



Scambio arrotondare per eccesso / arrotondare / arrotondare per difetto

I simboli dello Schermo di visualizzazione significano:

MEMORY : Memoria

ERROR : Errore di traboccamento aritmetico

-MINUS : Meno(o negativo)

-TAX : Prezzo esclusa l'imposta

TAX : Somma dell'imposta

RATE : Impostazione dell'aliquota d'imposta

% : Aliquota d'imposta memorizzata

+TAX : Prezzo inclusa l'imposta

1. Operazione del calcolo normale

Prima di effettuare ciascun calcolo, premere il tasto [$\frac{ON}{C}$].

Esempio	Operazione con il tasto	Visualizzazione
$1 \times 2 \times 3 = 6$	[$\frac{ON}{C}$] 1 [x] 2 [x] 3 [=]	0. 6. 0.
$2 \times 3 = 6$	2 [x] 2 [CE] 3[=]	6.
$2 + 4 + 6 = 12$	2 [+] 3 [+] 6 [$\frac{ON}{C}$]	0.
	2 [+] 4 [+] 6 [=]	12.
1234×100	12345 [00→0]	1'234
$= 123,400$	[x] 100 [=]	123'400
$5 \times 3 \div 0.2 = 75$	5 [x] 3 [÷] 0.2 [=]	75.
$300 \times 27\% = 81$	300 [x] 27 [%]	81.
$\frac{11.2}{56} \times 100\% = 20\%$	11.2 [÷] 56 [%]	20.
$30 + (30 \times 40\%) = 42$	30 [+] 40 [%]	42.
$30 - (30 \times 40\%) = 18$	30 [-] 40 [%]	18.
$5^4 = 625$	5 [x] [=] [=] [=]	625.
$\sqrt{144} = 12$	144 [√]	12.
$\$14.90 + \$0.35 - \$1.45$	1490 [+] 35 [-] 145 [+]	
$+ \$12.05 = \25.85	1205 [=]	25.85
$1 / 30 = 0.0333...$	30 [÷] [=]	0.03
$\frac{1}{(2 \times 5 - 4)} = 0.166...$	2 [x] 5 [-] 4 [÷] [=]	0.16

2. Operazione del calcolo memoria

$(12 \times 4) - (20 \div 2)$	[$\frac{ON}{C}$]	0.
$= 38$	12 [x] 4 [M+] 20 [÷] 2 [M-]	MEMORY 10.
	[MR]	MEMORY 38.
	[MC] [CE]	0.

3. Operazione del calcolo costante

$2 + 3 = 5$	2 [+] 3 [=]	5.00
$4 + 3 = 7$	4 [=]	7.00
$3 \times 4.111 = 12.333$	3 [x] 4.111 [=]	12.34
$3 \times 6 = 18$	6 [=]	18.00

4. Cancellazione della capacità di operazione superata

$12345678901234 \times 100$	123456789012345	ERROR	123'456'789'01234
$= 1234567890123400$	[00→0] [x] 100 [=]	ERROR	12.345678901234
	[$\frac{ON}{C}$]		0.

5. CALCOLO RIALZO/RIBASSO DI PREZZO

$200 + (P \times 20\%) = P$	200 [÷] 20 [MU]	250.
$P = \frac{200}{1 - 20\%} = 250$	[MU]	50.
$250 - 200 = 50$		
$125 - (P \times 20\%) = P$	125 [÷] 25 [+/-] [MU]	100.
$P = \frac{125}{1 + 25\%} = 100$	[MU]	25.
$125 - 100 = 25$		

6. PERCENTUALE DELTA

$\frac{180 - 150}{150} \times 100\% =$	180 [-] 150 [MU]	20.
20%		

7. Calcolo della tassazione

$100 + TAX(3\%) = 103$	3 [RATE] [+TAX]	3.	%
Import della tassa = 3	100 [+TAX]	103.	+TAX
	[+TAX]	3.	TAX
$3 =$ Import della tassa	103 = Valore con tassa		
$206 - TAX(3\%) = 200$	[$\frac{ON}{C}$] [RATE] [-TAX]	3.	%
Import della tassa = 6	206 [-TAX]	200.	-TAX
	[-TAX]	6.	TAX
6 = Import della tassa	200 = Valore senza tassa		

De CITIZEN SDC-554S calculator krijgt haar energie van twee soorten batterijen : zonne-energie en reserve energie. Zij kan onder alle soorten licht werken.

-Automatische verbreking van de stroomvoorziening-

Als de calculator gedurende 10 minuten niet gebruikt wordt, zal de Sstroomvoorziening automatisch verbroken worden.

-Het verwisselen van de batterijen-

Wanneer u de batterijvakje wilt verwisselen, moet u eerst het deksel van het batterijvakje openen en de oude batterijen verwijderen, en daarna de nieuwe batterijen in het vakje plaatsen.

$[\frac{ON}{C}]$: Inschakelen / Alles wissen.

[CE]: Invoer wissen

[MU]: Toets voor afgeprijsde en verhoogde prijs

[M+]: Geheugen optellen.

[+/-]: ± Toets voor het veranderen van teken

[M-]: Geheugen aftrekken.

[MR]: Toets voor het opvragen van geheugen

[00→0]: Veranderen.

[MC]: Toets voor het wissen van geheugen

[RATE]: Toets voor het instellen van het elastingstarief

$[\frac{STORE}{+TAX}]$: ①Toets voor de prijs met belasting ②om het belastingstarief op te slaan wanneer u op de toetsen [RATE] en [+TAX] drukt

$[\frac{RECALL}{-TAX}]$: ①Toets voor de prijs zonder belasting ②om het belastingstarief op te vragen wanneer u op de toetsen [RATE] en [-TAX] drukt

A 0 2 3 4 F

█

Schakelaar voor de selectie van de decimale plaatsen

- F -

Drijvende komma decimale modus

- 0 - 2 - 3 - 4 -

Vaste komma decimale modus

- A -

De optelmodus gaat automatisch over naar de monetaire decimale modus bij het optellen en aftrekken

↑ 5/4 ↓

█

Schakelaar voor het naar boven / naar beneden afronden

De tekens op het beeldscherm hebben de volgende betekenis:

MEMORY : Geheugen

TAX : Bedrag van belasting

-MINUS : Min(of negatief)

-TAX : Prijs zonder belasting

ERROR : Overflow fout

+TAX : Prijs met belasting

% : Belastingstarief opslaan

RATE : Belastingstarief instellen

1. Voorbeeldberekeningen

Alvorens met een berekening te beginnen, dient u op de $[\frac{ON}{C}]$ toets te drukken.

	Voorbeeld	Ingedrukte toetsen	Weergave op het scherm
↑ 5/4 ↓ █	$1 \times 2 \times 3 = 6$	$[\frac{ON}{C}]$ 1 [x] 2 [x] 3 [=]	0. 6. 0.
A 0 2 3 4 F █	$2 \times 3 = 6$ $2 + 4 + 6 = 12$	2 [x] 2 [CE] 3 [=] 2 [+] 3 [+] 6 $[\frac{ON}{C}]$	6. 0.
	1234×100 $= 123,400$	12345 [00→0] [x] 100 [=]	1'234 123'400
	$5 \times 3 \div 0.2 = 75$	5 [x] 3 [÷] 0.2 [=]	75.
	$300 \times 27\% = 81$	300 [x] 27 [%]	81.
	$\frac{11.2}{56} \times 100\% = 20\%$	11.2 [÷] 56 [%]	20.
	$30 + (30 \times 40\%) = 42$	30 [+] 40 [%]	42.
	$30 - (30 \times 40\%) = 18$	30 [-] 40 [%]	18.
	$5^4 = 625$	5 [x] [=] [=] [=]	625.
	$\sqrt{144} = 12$	144 [√]	12.
A 0 2 3 4 F █	$\$14.90 + \$0.35 - \$1.45$ $+ \$12.05 = \25.85	1490 [+] 35 [-] 145 [+] 1205 [=]	25.85
↑ 5/4 ↓ █	$1 / 30 = 0.0333\dots$	30 [÷] [=]	0.03
A 0 2 3 4 F █	$\frac{1}{(2 \times 5 - 4)} = 0.166\dots$	2 [x] 5 [-] 4 [÷] [=]	0.16

2. Geheugenberekeningen

↑ 5/4 ↓ █	$(12 \times 4) - (20 \div 2)$	$[\frac{ON}{C}]$ 12 [x] 4 [M+] 20 [÷] 2 [M-]	0. 10.
A 0 2 3 4 F █	$= 38$	[MR] [MC] [CE]	MEMORY MEMORY 38. 0.

3. Berekeningen met een constante

↑ 5/4 ↓ █	$2 + 3 = 5$ $4 + 3 = 7$	2 [+] 3 [=] 4 [=]	5.00 7.00
A 0 2 3 4 F █	$3 \times 4.111 = 12.333$ $3 \times 6 = 18$	3 [x] 4.111 [=] 6 [=]	12.34 18.00

4. Het schrappen van ingetoetste getallen die de berekeningcapaciteit overschrijden

12345678901234 x 100	123456789012345	ERROR	123'456'789'01234
= 1234567890123400	[00→0] [x] 100 [=]	ERROR	12.345678901234
	$[\frac{ON}{C}]$		0.

5. BEREKENING VAN DE AFGEPRIJDE OF VERHOOGDE PRIJS

↑ 5/4 ↓ █	$200 + (P \times 20\%) = P$	200 [÷] 20 [MU]	250.
A 0 2 3 4 F █	$P = \frac{200}{1 - 20\%} = 250$	[MU]	50.
	$250 - 200 = 50$		
	$125 - (P \times 20\%) = P$	125 [÷] 25 [+/-] [MU]	100.
	$P = \frac{125}{1 + 25\%} = 100$	[MU]	25.
	$125 - 100 = 25$		

6. DELTA PROCENT

↑ 5/4 ↓ █	$\frac{180 - 150}{150} \times 100\% =$	180 [-] 150 [MU]	20.
A 0 2 3 4 F █	20%		

7. Berekening van belastingen

A 0 2 3 4 F █	$100 + \text{TAX}(3\%) = 103$	3 [RATE] [+TAX]	3. %
	Belastingbedrag = 3	100 [+TAX] [+TAX]	103. +TAX 3. TAX
↑ 5/4 ↓ █	3 = Belastingbedrag	103 = De waarde inclusief belastingtarief	
	$206 - \text{TAX}(3\%) = 200$	$[\frac{ON}{C}]$ [RATE] [-TAX]	3. %
	Belastingbedrag = 6	206 [-TAX] [-TAX]	200. -TAX 6. TAX
	6 = Belastingbedrag	200 = De waarde exclusief belastingtarief	

* **Strømforsyningen****Danish**

CITIZEN SDC-554S regnemaskine er forsynet af to typer batterier : Solceller og reservebatteriet, hvilken gør det muligt at bruge regnemaskinen med ethvert baggrundslys.

-Stop strømforsyningen automatisk-

Lommeregneren slukker automatisk for strømmen, hvis der ikke har været trykket på en tast i ca. 10 minutter.

-Skift batteriet-

Når batteriet skal skiftes, åbner man låget nedenunder, tager batteriet ud, og sætter det nye batteri på plads.

* **Knappers indeks****Danish**

[$\frac{ON}{C}$] : Tænd / slet alt.

[CE] : Slet indtastning.

[MU] : Prismærke op/ned

[00→0] : Rettelse knap.

[M+] : Addition hukommelse knap.

[M-] : Subtraktion hukommelse knap. [+ / -] : ±Skift fortegn

[MR] : Hent hukommelsen

[MC] : Slet hukommelsen

[RATE] : Tast til indstilling af moms sats

[$\frac{STORE}{+TAX}$] : ①Tast til pris med moms

②Lagring af moms sats ved tryk på [RATE] og [+TAX] taster

[$\frac{RECALL}{-TAX}$] : ①Tast til pris uden moms

②Genkald af moms sats ved tryk på [RATE] og [-TAX] taster



Knap til valg af decimalplads

- F -

Flydende decimaltalttilstand

- 0 - 2 - 3 - 4 -

Fast decimaltalttilstand

- A -

ADD-mode indtaster automatisk valutadecimalen i additions- og subtraktionsberegninger



Knap til rund op / rund af / rund ned

Tegnene på displayet har følgende betydning:

MEMORY : Hukommelse

ERROR : Overløbsfejl

-MINUS : Minus(eller negativ)

-TAX : Pris eksklusiv moms

TAX : Moms mængde







+TAX : Pris inklusiv moms

% : Moms sats lagret



RATE : Moms sats indstilling

* **Betjening eksempler****Danish****1. Almindelig regningsoperation**





Inden du udfører en beregning, skal du trykke på tasten [$\frac{ON}{C}$].

Eksempel	Tastebetjening	Vis
 1 x 2 x 3 = 6	[$\frac{ON}{C}$] 1 [x] 2 [x] 3 [=] [$\frac{ON}{C}$]	0. 6. 0.
 2 x 3 = 6	2 [x] 2 [CE] 3[=]	6.
 2 + 4 + 6 = 12	2 [+] 3 [+] 6 [$\frac{ON}{C}$]	0.
	2 [+] 4 [+] 6 [=]	12.
1234 x 100	12345 [00→0]	1'234
= 123,400	[x] 100 [=]	123'400
5 x 3 ÷ 0.2 = 75	5 [x] 3 [÷] 0.2 [=]	75.
300 x 27% = 81	300 [x] 27 [%]	81.
$\frac{11.2}{56} \times 100\% = 20\%$	11.2 [÷] 56 [%]	20.
30 + (30 x 40%) = 42	30 [+] 40 [%]	42.
30 - (30 x 40%) = 18	30 [-] 40 [%]	18.
5 ⁴ = 625	5 [x] [=] [=] [=]	625.
$\sqrt{144} = 12$	144 [√]	12.
 \$14.90 + \$0.35 - \$1.45	1490 [+] 35 [-] 145 [+]	
+ \$12.05 = \$25.85	1205 [=]	25.85
 1 / 30 = 0.0333....	30 [÷] [=]	0.03
 $\frac{1}{(2 \times 5 - 4)} = 0.166....$	2 [x] 5 [-] 4 [÷] [=]	0.16

2. Hukommelse regningsoperation

 (12 x 4) - (20 ÷ 2)	[$\frac{ON}{C}$]	0.
 = 38	12 [x] 4 [M+] 20 [÷] 2 [M-]	MEMORY 10.
	[MR]	MEMORY 38.
	[MC] [CE]	0.






3. Regningsystem for konstanter

 2 + 3 = 5	2 [+] 3 [=]	5.00
 4 + 3 = 7	4 [=]	7.00
 3 x 4.111 = 12.333	3 [x] 4.111 [=]	12.34
 3 x 6 = 18	6 [=]	18.00



4. Slet delen over regningskapaciteten

12345678901234 x 100	123456789012345	ERROR	123'456'789'01234
= 1234567890123400	[00→0] [x] 100 [=]	ERROR	12.345678901234
	[$\frac{ON}{C}$]		0.






5. BEREGNING MED PRISMÆRKE OP & NED

 200+(P x 20%)=P	200 [÷] 20 [MU]	250.
 $P = \frac{200}{1-20\%} = 250$	[MU]	50.
 250-200 = 50		
 125-(P x 20%)=P	125 [÷] 25 [+/-] [MU]	100.
 $P = \frac{125}{1+25\%} = 100$	[MU]	25.
125-100 = 25		

6. DELTAPROCENT

 $\frac{180-150}{150} \times 100\% = 20\%$	180 [-] 150 [MU]	20.
 20%		

7. Afgiftsberegning

 100+TAX(3%) = 103	3 [RATE] [+TAX]	3.	%
 Skatte tal = 3	100 [+TAX]	103.	+TAX
	[+TAX]	3.	TAX
 3 = Skatte tal	103 = Værdien inklusive skatteprocent		
 206-TAX(3%) = 200	[$\frac{ON}{C}$] [RATE] [-TAX]	3.	%
 Skatte tal = 6	206 [-TAX]	200.	-TAX
	[-TAX]	6.	TAX
6 = Skatte tal	200 = Værdien undtagen skatteprocent		

Модель CITIZEN SDC-554S имеет двойное питание (солнечные элементы +батарея) и способна работать при любом освещении.

-Автоматическое отключение питания-

Этот калькулятор обладает функцией автоматического отключения электропитания, благодаря чему питание отключается, если в течение 10 минут не производилось никаких операций на клавишах.

-Замена элементов питания-

Благодаря двойному питанию, батареи, устанавливаемые с обратной стороны устройства, работают длительное время. Если изображение на дисплее становится неясным, необходимо заменить батареи. Снимите крышку с нижнего отсека. Извлеките старые батареи и вставьте новые батареи, соблюдая полярность.

$\left[\begin{smallmatrix} \text{ON} \\ \text{C} \end{smallmatrix} \right]$: Включение питания / Сброс всех значений.

$[CE]$: Сброс числа.

$[MU]$: Рост/падение цены

$[+ / -]$: ±Перемена знака

$[MR]$: Вызов числа из памяти

$[00 \rightarrow 0]$: Клавиша «забой» (клавиша правки числа).

$[M+]$: Клавиша прибавления в регистр памяти.

$[M-]$: Клавиша вычитания из регистра памяти.

$[MC]$: Сброс памяти

$[RATE]$: Клавиша ввода уровня налога

$\left[\begin{smallmatrix} \text{STORE} \\ +\text{TAX} \end{smallmatrix} \right]$: ①Клавиша ввода цены с налогом

②Для записи цены с налогом нажмите клавиши $[RATE]$ и $[+TAX]$

$\left[\begin{smallmatrix} \text{RECALL} \\ -\text{TAX} \end{smallmatrix} \right]$: ①Клавиша вызова цены без налога

②Для вызова нажмите клавиши $[RATE]$ и $[-TAX]$

$\left[\begin{smallmatrix} \text{A} & 0 & 2 & 3 & 4 & \text{F} \\ \hline \text{---} & \text{---} & \text{---} & \text{---} & \text{---} & \text{---} \end{smallmatrix} \right]$

Переключатель места десятичного знака

- F -

Режим плавающей запятой

- 0 - 2 - 3 - 4 -

Режим фиксированной запятой

- A -

Режим ADD-автоматический ввод двух десятичных знаков при сложении и вычитании денежных сумм

$\left[\begin{smallmatrix} \uparrow & 5/4 & \downarrow \\ \hline \text{---} & \text{---} & \text{---} \end{smallmatrix} \right]$

Округление вверх / Округление / Округление вниз

Значение индикаторов экрана:

MEMORY : Память

TAX : Сумма налога

-MINUS : Минус (или отрицательное число)

-TAX : Цена без

налога

+TAX : Цена с налогом

ERROR : Ошибка переполнения

RATE : Ввод уровня налога

TAX% : Записанный уровень налога

1.Примеры расчётов

Прежде чем начать вычисления, нажмите клавишу $\left[\begin{smallmatrix} \text{ON} \\ \text{C} \end{smallmatrix} \right]$

Пример	Клавиши	Экран
$1 \times 2 \times 3 = 6$	$\left[\begin{smallmatrix} \text{ON} \\ \text{C} \end{smallmatrix} \right]$ 1 [x] 2 [x] 3 [=]	0. 6.
$2 \times 3 = 6$	$\left[\begin{smallmatrix} \text{ON} \\ \text{C} \end{smallmatrix} \right]$ 2 [x] 2 [CE] 3[=]	0. 6.
$2 + 4 + 6 = 12$	2 [+] 3 [+] 6 $\left[\begin{smallmatrix} \text{ON} \\ \text{C} \end{smallmatrix} \right]$	0. 12.
$1234 \times 100 = 123,400$	12345 [00→0]	1'234
$5 \times 3 \div 0.2 = 75$	[x] 100 [=]	123'400
$300 \times 27\% = 81$	5 [x] 3 [÷] 0.2 [=]	75.
$\frac{11.2}{56} \times 100\% = 20\%$	300 [x] 27 [%]	81.
$30 + (30 \times 40\%) = 42$	11.2 [÷] 56 [%]	20.
$30 - (30 \times 40\%) = 18$	30 [+] 40 [%]	42.
$5^4 = 625$	30 [-] 40 [%]	18.
$\sqrt{144} = 12$	5 [x] [=] [=] [=]	625.
$\$14.90 + \$0.35 - \$1.45 + \$12.05 = \$25.85$	144 [√]	12.
$1 / 30 = 0.0333...$	\$14.90 [+] \$0.35 [-] 145 [+]	25.85
$\frac{1}{(2 \times 5 - 4)} = 0.166...$	1205 [=]	0.03
	30 [÷] [=]	0.03
	2 [x] 5 [-] 4 [÷] [=]	0.16

2.Операции с памятью

$(12 \times 4) - (20 \div 2) = 38$	$\left[\begin{smallmatrix} \text{ON} \\ \text{C} \end{smallmatrix} \right]$ 12 [x] 4 [M+] 20 [÷] 2 [M-]	0. 10.
	[MR]	MEMORY 38.
	[MC] [CE]	0.

3.Вычисления с константой

$2 + 3 = 5$	2 [+] 3 [=]	5.00
$4 + 3 = 7$	4 [=]	7.00
$3 \times 4.111 = 12.333$	3 [x] 4.111 [=]	12.34
$3 \times 6 = 18$	6 [=]	18.00

4. Исправление ошибок и сброс ошибки при избытке числовых знаков

12345678901234 x 100	123456789012345	ERROR	123'456'789'01234
= 1234567890123400	[00→0] [x] 100 [=]	ERROR	12.345678901234
	$\left[\begin{smallmatrix} \text{ON} \\ \text{C} \end{smallmatrix} \right]$		0.

5.РАСЧЕТ РОСТА И ПАДЕНИЯ ЦЕН

$200 + (P \times 20\%) = P$	200 [+] 20 [MU]	250.
$P = \frac{200}{1 - 20\%} = 250$	[MU]	50.
$250 - 200 = 50$		
$125 - (P \times 20\%) = P$	125 [+] 25 [+/-] [MU]	100.
$P = \frac{125}{1 + 25\%} = 100$	[MU]	25.
$125 - 100 = 25$		

6.ПРИРОСТ ПРОЦЕНТОВ

$\frac{180 - 150}{150} \times 100\% = 20\%$	180 [-] 150 [MU]	20.

7.Вычисление налогов

$100 + \text{TAX}(3\%) = 103$	3 [RATE] [+TAX]	3.	%
Сумма налога = 3	100 [+TAX]	103.	+TAX
	[+TAX]	3.	TAX
3 = сумма налога	103 = сумма с налогом		
$206 - \text{TAX}(3\%) = 200$	$\left[\begin{smallmatrix} \text{ON} \\ \text{C} \end{smallmatrix} \right]$ [RATE] [-TAX]	3.	%
Сумма налога = 6	206 [-TAX]	200.	-TAX
	[-TAX]	6.	TAX
6 = сумма налога	200 = сумма без налога		

*** ZASILANIE**

Polish

Kalkulator CITIZEN, model SDC-554S jest zasilany podwójnie (bateria słoneczna + bateria zwykła) Kalkulator pracuje w każdych warunkach oświetlenia.

-Funkcja automatycznego wyłączenia-

Kalkulator wyłącza się automatycznie w przypadku jeśli żaden z przycisków nie zostanie naciśnięty w ciągu 10 minut.

-Wymiana baterii-

Jeśli konieczna jest wymiana baterii należy otworzyć dolną uwagę na odpowiednią polaryzacje.pokrywę, usunąć stare baterie i włożyć nowe zwracając.

*** OPIS KLAWISZY**

Polish

$[\frac{ON}{C}]$: Zasilanie /Kasowanie zawartości pamięci .

[CE] : Kasowanie liczby [MU] : Przyrost/obniżka cen.

[+ / -] : ±Zmiana znaku [00→0] : Klawisz powrotu

[M+] : Przycisk wprowadzenia do pamięci ze znakiem plus

[M-] : Przycisk wprowadzenia do pamięci ze znakiem minus

[MR] : Klawisz MR (Klawisz wywołania z pamięci)

[MC] : Klawisz MC (Klawisz kasowania pamięci)

[RATE] : Wprowadzenie wysokości podatku

$[\frac{STORE}{+TAX}]$: ①Cena z podatkiem ②Aby zapisać wysokość podatku, naciśnij klawisze [RATE] i [+TAX].

$[\frac{RECALL}{-TAX}]$: ①Cena bez podatku ②Aby wywołać z pamięci wysokość podatku, naciśnij klawisze [RATE] i [-TAX].



Przełącznik liczby miejsc po przecinku

- F -

Tryb zmiennej liczby miejsc po przecinku

- 0 - 2 - 3 - 4 -

Tryb stałej liczby miejsc po przecinku

- A -

Tryb ADD-Automatycznie wstawianie dwóch znaków po przecinku dziesiętnym pod czas dodawania lub odejmowania sum pieniężnych



Zaokrąglenie w dół / Zaokrąglenie w górę / Przełącznik trybu zaokrąglenia

Znaczenie wskaźników wyświetlacza:

MEMORY : Pamięć % : Zapisana do pamięci wysokość podatku

TAX : Suma podatku -MINUS : Minus (lub liczba ujemna)

-TAX : Cena bez podatku ERROR : Błąd przepełnienia

+TAX : Cena z podatkiem RATE : Wprowadzenie wysokości podatku

*** PRZYKŁADY DZIAŁAŃ**

Polish

1.Przykładowe obliczeń

Zanim rozpoczniesz obliczenia, naciśnij klawisz $[\frac{ON}{C}]$.

Przykład	Klawisze	Ekran
$1 \times 2 \times 3 = 6$	$[\frac{ON}{C}]$ 1 [x] 2 [x] 3 [=]	0.
$2 \times 3 = 6$	$[\frac{ON}{C}]$ 2 [x] 2 [CE] 3[=]	6.
$2 + 4 + 6 = 12$	2 [+] 3 [+] 6 $[\frac{ON}{C}]$	0.
	2 [+] 4 [+] 6 [=]	12.
1234×100	12345 [00→0]	1'234
$= 123,400$	[x] 100 [=]	123'400
$5 \times 3 \div 0.2 = 75$	5 [x] 3 [÷] 0.2 [=]	75.
$300 \times 27\% = 81$	300 [x] 27 [%]	81.
$\frac{11.2}{56} \times 100\% = 20\%$	11.2 [÷] 56 [%]	20.
$30 + (30 \times 40\%) = 42$	30 [+] 40 [%]	42.
$30 - (30 \times 40\%) = 18$	30 [-] 40 [%]	18.
$5^4 = 625$	5 [x] [=] [=] [=]	625.
$\sqrt{144} = 12$	144 [$\sqrt{\quad}$]	12.
$\$14.90 + \$0.35 - \$1.45$	1490 [+] 35 [-] 145 [+]	
$+ \$12.05 = \25.85	1205 [=]	25.85
$1 / 30 = 0.0333....$	30 [÷] [=]	0.03
$\frac{1}{(2 \times 5 - 4)} = 0.166....$	2 [x] 5 [-] 4 [÷] [=]	0.16

2.Obliczenia z wykorzystaniem pamięci

$(12 \times 4) - (20 \div 2)$	$[\frac{ON}{C}]$	0.
$= 38$	12 [x] 4 [M+] 20 [÷] 2 [M-]	MEMORY 10.
	[MR]	MEMORY 38.
	[MC] [CE]	0.

3.Stala

$2 + 3 = 5$	2 [+] 3 [=]	5.00
$4 + 3 = 7$	4 [=]	7.00
$3 \times 4.111 = 12.333$	3 [x] 4.111 [=]	12.34
$3 \times 6 = 18$	6 [=]	18.00

4. Przepełnienie pamięci

$12345678901234 \times 100$	123456789012345	ERROR	123'456'789'01234
$= 1234567890123400$	[00→0] [x] 100 [=]	ERROR	12.345678901234
	$[\frac{ON}{C}]$		0.

5.PRZYROST I OBNIŻKA CEN

$200 + (P \times 20\%) = P$	200 [+] 20 [MU]	250.
$P = \frac{200}{1 - 20\%} = 250$	[MU]	50.
$250 - 200 = 50$		
$125 - (P \times 20\%) = P$	125 [+] 25 [+/-] [MU]	100.
$P = \frac{125}{1 + 25\%} = 100$	[MU]	25.
$125 - 100 = 25$		

6.PRZYROST ODSETEK

$\frac{180 - 150}{150} \times 100\% = 20\%$	180 [-] 150 [MU]	20.

7.Obliczenie podatku

$100 + TAX(3\%) = 103$	3 [RATE] [+TAX]	3.	%
Suma podatku = 3	100 [+TAX]	103.	+TAX
	[+TAX]	3.	TAX
3 = Suma podatku	103 = Inkluzywna wysokość podatku		
$206 - TAX(3\%) = 200$	$[\frac{ON}{C}]$ [RATE] [-TAX]	3.	%
Suma podatku = 6	206 [-TAX]	200.	-TAX
	[-TAX]	6.	TAX
6 = Suma podatku	200 = Ekskluzywna wysokość		

ةيبرع ذ

* تزويد الطاقة

إن موديل CITIZEN SDC-554S هي آلة حاسبة ثنائية الطاقة (الطاقة الشمسية عالية القوة + بطارية احتياطية) وتعمل تحت أية ظروف ضوئية. وظيفة إيقاف الطاقة التلقائي-

تقوم هذه الآلة الحاسبة بإيقاف نفسها تلقائياً إذا لم يحدث إدخال مفتاح لحوالي 01 دقائق.

-تغيير البطارية-

إذا كانت البطارية الاحتياطية بحاجة إلى تغيير، قم بفتح الغطاء السفلي لإزالة البطارية القديمة وإدخال بطارية جديدة بحسب القطبية المشار إليها.

ةيبرع ذ

* فهرس المفاتيح

- [ON/C] : مفتاح حذف الكل/ تشغيل الطاقة. [CE] : مفتاح الحذف.
- [MU] : مفتاح تعليم السعر إلى الأعلى/ الأسفل [00→0] : مفتاح الرجوع بالتحويل.
- [M+] : مفتاح الإضافة على الذاكرة
- [M-] : مفتاح الطرح من الذاكرة.
- ± : [+ / -] مفتاح تغيير الإشارة
- [MR] : مفتاح استدعاء الذاكرة
- [MC] : مفتاح حذف الذاكرة. [RATE] : مفتاح إعداد رسم الضريبة
- ① [-TAX] : الرسم من دون مفتاح الضريبة
- ② لاستدعاء رسم الضريبة عند الضغط على مفتاح [RATE] و [-TAX].
- ③ [+TAX] : الرسم مع مفتاح الضريبة
- ④ لحفظ رسم الضريبة عند الضغط على مفتاح [RATE] و [+TAX].

A 0 2 3 4 F

0 2 3 4 F

- F -

- 0 - 2 - 3 - 4 -

- A -

↑ 5/4 ↓

0 2 3 4 F

مفتاح تحديد المنزلة العشرية

نمط المنزلة العائمة

نمط المنزلة الثابتة

يقوم نمط الإضافة تلقائياً بإدخال المنزلة النقدية في حسابات الجمع والطرح -A-

مفتاح التدوير/ إنهاء التدوير/ التدوير إلى الأسفل

علامات شاشة العرض تعني مايلي:

- MEMORY : الذاكرة
- MINUS : سالب (أو ناقص)
- TAX : مبلغ الضريبة
- RATE : إعداد رسم الضريبة
- ERROR : خطأ تدفق زائد
- TAX : الرسم باستثناء الضريبة
- +TAX : الرسم شامل الضريبة
- % : تم حفظ رسم الضريبة

ةيبرع ذ

* أمثلة على العمليات

1. أمثلة الحساب

قبل القيام بكل حساب، اضغط على مفتاح [ON/C]

العرض عملية المفتاح المثال

↑ 5/4 ↓	1 x 2 x 3 = 6	[ON/C]	0.
0 2 3 4 F		1 [x] 2 [x] 3 [=]	6.
0 2 3 4 F		[ON/C]	0.
0 2 3 4 F	2 x 3 = 6	2 [x] 2 [CE] 3[=]	6.
0 2 3 4 F	2 + 4 + 6 = 12	2 [+] 3 [+] 6 [ON/C]	0.
		2 [+] 4 [+] 6 [=]	12.
	1234 x 100	12345 [00→0]	1'234
	= 123,400	[x] 100 [=]	123'400
	5 x 3 ÷ 0.2 = 75	5 [x] 3 [÷] 0.2 [=]	75.
	300 x 27% = 81	300 [x] 27 [%]	81.
	$\frac{11.2}{56} \times 100\% = 20\%$	11.2 [÷] 56 [%]	20.
	30 + (30 x 40%) = 42	30 [+] 40 [%]	42.
	30 - (30 x 40%) = 18	30 [-] 40 [%]	18.
	5 ⁴ = 625	5 [x] [=] [=] [=]	625.
	$\sqrt{144} = 12$	144 [√]	12.
0 2 3 4 F	\$14.90 + \$0.35 - \$1.45	1490 [+] 35 [-] 145 [+]	
0 2 3 4 F	+ \$12.05 = \$25.85	1205 [=]	25.85
↑ 5/4 ↓	1 / 30 = 0.0333....	30 [+] [=]	0.03
0 2 3 4 F	$\frac{1}{(2 \times 5 - 4)} = 0.166....$	2 [x] 5 [-] 4 [+] [=]	0.16

2. حساب الذاكرة

↑ 5/4 ↓	(12 x 4) - (20 ÷ 2) = 38	[ON/C]	0.
0 2 3 4 F		12 [x] 4 [M+] 20 [÷] 2 [M-]	MEMORY 10.
0 2 3 4 F		[MR]	MEMORY 38.
0 2 3 4 F		[MC] [CE]	0.

3. حساب الثابت

↑ 5/4 ↓	2 + 3 = 5	2 [+] 3 [=]	5.00
0 2 3 4 F	4 + 3 = 7	4 [=]	7.00
0 2 3 4 F	3 x 4.111 = 12.333	3 [x] 4.111 [=]	12.34
0 2 3 4 F	3 x 6 = 18	6 [=]	18.00

4. حذف خطأ التدفق الزائد

12345678901234 x 100	123456789012345	ERROR	123'456'789'01234
= 1234567890123400	[00→0] [x] 100 [=]	ERROR	12.345678901234
	[ON/C]		0.

5. حساب تعليم السعر إلى الأعلى والأسفل

↑ 5/4 ↓	200+(P x 20%)=P	200 [+] 20 [MU]	250.
0 2 3 4 F	$P = \frac{200}{1-20\%} = 250$	[MU]	50.
0 2 3 4 F	250-200 = 50		
0 2 3 4 F	125-(P x 20%)=P	125 [+] 25 [+/-] [MU]	100.
0 2 3 4 F	$P = \frac{125}{1+25\%} = 100$	[MU]	25.
	125-100 = 25		

6. حساب الضريبة

↑ 5/4 ↓	$\frac{180-150}{150} \times 100\% =$	180 [-] 150 [MU]	20.
0 2 3 4 F	20%		

7. حساب الضريبة

0 2 3 4 F	100+TAX(3%) = 103	3 [RATE] [+TAX]	3. %
0 2 3 4 F	مجموع الضريبة = 3	100 [+TAX]	103. +TAX
0 2 3 4 F		[+TAX]	3. TAX
↑ 5/4 ↓			مجموع الضريبة=3 القيمة شاملة الضريبة=103
0 2 3 4 F	206-TAX(3%) =	[ON/C] [RATE]	3. %
0 2 3 4 F	200	[-TAX]	200. -TAX TAX
0 2 3 4 F	مجموع الضريبة = 6	206 [-TAX]	6.
		[-TAX]	مجموع الضريبة=6 القيمة من دون الضريبة=200

*** Sumber tenaga listerlk**

Bahasa Indonesia

Calculator CITIZEN model SDC-554S mendapat listerik dari dua macam baterai : tenaga matahari dan tenaga simpanan, sehingga calculator ini bisa bekerja dibawah segala macam sinar.

-Sumber tenaga bisa bekerja dan tutup secara otomatis-

Jikalau dalam kira2 10 menit calculator tidak bekerja maka sumber tenaga akan berhenti bekerja otomatis.

-Cara mengganti baterai-

Jikalau baterai perlu diganti, anda harus membuka dulu kotak baterai dan mengeluarkan baterai lama. Sesudah itu anda baru bisa memasukkan baterai yang baru didalam kotak itu.

*** Daftar fungsi tuts**

Bahasa Indonesia

[$\frac{ON}{C}$] : Tombol Power On / Hapus Semua [CE] : Tombol Power On

[MU] : Tombol Mark-up/down harga [00→0] : Koreksi.

[M+] : Memory penambahan [M-] : Memory pengurangan.

[+ / -] : ±Tombol pengubah tanda [MR] : Tombol Pemanggil Memori

[MC] : Tombol Penghapus Memori [RATE] : Tombol Pengatur Tarif Pajak

[$\frac{STORE}{+TAX}$] : ①Harga dengan Tombol Pajak ②Untuk menyimpan Tarif Pajak pada waktu menekan tombol [RATE] dan [+TAX]

[$\frac{RECALL}{-TAX}$] : ①Harga tanpa Tombol Pajak ②Untuk mengembalikan Tarif Pajak pada waktu menekan tombol [RATE] dan [-TAX]

A 0 2 3 4 F



Switch pemilihan jumlah desimal

- F -

Mode desimal mengambang

- 0 - 2 - 3 - 4 -

Mode desimal tetap

- A -

Mode ADD secara otomatis akan memasukkan desimal keuangan pada operasi perhitungan penambahan dan pengurangan

↑ 5/4 ↓



Switch untuk pembulatan ke atas / pembulatan ke bentuk yang lebih sederhana / pembulatan ke bawah

Arti dari Tanda-tanda yang Muncul di Layar:

MEMORY : Memori

ERROR : Kesalahan Overflow

- MINUS : Minus(atau negatif)

-TAX : Harga tanpa Pajak

TAX : Jumlah Pajak

+TAX : Harga termasuk Pajak

% : Tarif Pajak yang tersimpan

RATE : Pengatur Tarif Pajak

*** Contoh cara pakai**

Bahasa Indonesia

1. Cara kalkulasi biasa

Sebelum melakukan setiap perhitungan, tekanlah dahulu tombol [$\frac{ON}{C}$].

Contoh	Operasi Tombol	Tampilan di Layar
↑ 5/4 ↓ 1 x 2 x 3 = 6	[$\frac{ON}{C}$] 1 [x] 2 [x] 3 [=]	0. 6.
A 0 2 3 4 F 2 x 3 = 6	[$\frac{ON}{C}$] 2 [x] 2 [CE] 3[=]	0. 6.
2 + 4 + 6 = 12	2 [+] 3 [+] 6 [$\frac{ON}{C}$]	0.
	2 [+] 4 [+] 6 [=]	12.
1234 x 100	12345 [00→0]	1'234
= 123,400	[x] 100 [=]	123'400
5 x 3 ÷ 0.2 = 75	5 [x] 3 [÷] 0.2 [=]	75.
300 x 27% = 81	300 [x] 27 [%]	81.
$\frac{11.2}{56} \times 100\% = 20\%$	11.2 [÷] 56 [%]	20.
30 + (30 x 40%) = 42	30 [+] 40 [%]	42.
30 - (30 x 40%) = 18	30 [-] 40 [%]	18.
5 ⁴ = 625	5 [x] [=] [=] [=]	625.
$\sqrt{144} = 12$	144 [√]	12.
A 0 2 3 4 F \$14.90 + \$0.35 - \$1.45 +	1490 [+] 35 [-] 145 [+]	
\$12.05 = \$25.85	1205 [=]	25.85
↑ 5/4 ↓ 1 / 30 = 0.0333....	30 [÷] [=]	0.03
A 0 2 3 4 F $\frac{1}{(2 \times 5 - 4)} = 0.166....$	2 [x] 5 [-] 4 [÷] [=]	0.16

2.Cara melakukan kalkulasi dengan memory

↑ 5/4 ↓ (12 x 4) - (20 ÷ 2) =	[$\frac{ON}{C}$]	0.
38	12 [x] 4 [M+] 20 [÷] 2 [M-]	MEMORY 10.
	[MR]	MEMORY 38.
	[MC] [CE]	0.

3.Cara kalkulasi dengan dengan bilangan konstan

↑ 5/4 ↓ 2 + 3 = 5	2 [+] 3 [=]	5.00
4 + 3 = 7	4 [=]	7.00
A 0 2 3 4 F $3 \times 4.111 = 12.333$	3 [x] 4.111 [=]	12.34
$3 \times 6 = 18$	6 [=]	18.00

4.Penghapusan kalkulasi yang melewati

12345678901234 x 100	123456789012345	ERROR	123'456'789'01234
= 1234567890123400	[00→0] [x] 100 [=]	ERROR	12.345678901234
	[$\frac{ON}{C}$]		0.

5.Perhitungan Mark-up & Down Harga

↑ 5/4 ↓ 200+(P x 20%)=P	200 [÷] 20 [MU]	250.
$P = \frac{200}{1 - 20\%} = 250$	[MU]	50.
A 0 2 3 4 F 250-200 = 50		
125-(P x 20%)=P	125 [÷] 25 [+/-] [MU]	100.
$P = \frac{125}{1 + 25\%} = 100$	[MU]	25.
125-100 = 25		

6.Persen Delta

↑ 5/4 ↓ $\frac{180 - 150}{150} \times 100\% =$	180 [-] 150 [MU]	20.
20%		

7.Perhitungan Pajak

A 0 2 3 4 F 100+TAX(3%) = 103	3 [RATE] [+TAX]	3.	%
Jumlah pajak = 3	100 [+TAX]	103.	+TAX
	[+TAX]	3.	TAX
↑ 5/4 ↓ 3 = Jumlah pajak	103 = Nilai termasuk pajak		
206-TAX(3%) = 200	[$\frac{ON}{C}$] [RATE] [-TAX]	3.	%
Jumlah pajak = 6	206 [-TAX]	200.	-TAX
	[-TAX]	6.	TAX
6 = Jumlah pajak	200 = Nilai di luar pajak		

CITIZEN SDC-554S 是双重电池计算器(太阳能与电池供电),可以在任何光线下操作。

-自动关闭电源-

如果在十分钟左右不进行任何操作,计算器的电源将会自动关闭。

-电池更换-


如果需要更换电池,打开下盖取出旧电池,将新电池放在电池槽中。

$[\frac{ON}{C}]$: 开机/全部清除键
 $[MU]$: 标价/降价
 $[M+]$: 加法记忆键
 $[+/-]$: 正负号改变键
 $[MC]$: 清除记忆内容键

$[CE]$: 清除输入键
 $[00\rightarrow 0]$: 末位删除键
 $[M-]$: 减法记忆键
 $[MR]$: 显示记忆内容键
 $[RATE]$: 税率设定键

$[\frac{RECALL}{-TAX}]$: 不含税的价格键/ 当按 $[RATE]$ 和 $[-TAX]$ 键时, 检索税率

$[\frac{STORE}{+TAX}]$: 含税的价格键/ 当按 $[RATE]$ 和 $[+TAX]$ 键时, 储存税率

$A0234F$
 小数字设定开关

- F - 浮点小数模式

- 0 - 2 - 3 - 4 - 固定小数字模式

- A - 加位模式 自动在加法与减法计算中加入货币小数点

$\uparrow 5/4 \downarrow$
 无条件进位/四舍五入/无条件舍去 开关

显示屏各标志之意义:

MEMORY: 记忆加载

-MINUS: 负号

TAX: 税值

%: 税率储存与显示

ERROR: 溢位 / 错误






-TAX: 不含税值

+TAX: 含税值



RATE: 税率设定

1. 一般计算操作



在执行计算前, 先按 $[\frac{ON}{C}]$ 键。

范例	按键操作	显示
$\uparrow 5/4 \downarrow$  $1 \times 2 \times 3 = 6$	$[\frac{ON}{C}]$ 1 [x] 2 [x] 3 [=]	0. 6.
$A0234F$  $2 \times 3 = 6$	2 [x] 2 [CE] 3 [=]	0. 6.
$2 + 4 + 6 = 12$	2 [+] 3 [+] 6 $[\frac{ON}{C}]$	0. 12.
1234×100 $= 123,400$	12345 [00 \rightarrow 0] [x] 100 [=]	1'234 123'400
$5 \times 3 \div 0.2 = 75$	5 [x] 3 [\div] 0.2 [=]	75.
$300 \times 27\% = 81$	300 [x] 27 [%]	81.
$\frac{11.2}{56} \times 100\% = 20\%$	11.2 [\div] 56 [%]	20.
$30 + (30 \times 40\%) = 42$	30 [+] 40 [%]	42.
$30 - (30 \times 40\%) = 18$	30 [-] 40 [%]	18.
$5^4 = 625$	5 [x] [=] [=] [=]	625.
$\sqrt{144} = 12$	144 [$\sqrt{\quad}$]	12.
$A0234F$  $\$14.90 + \$0.35 - \$1.45$ $+ \$12.05 = \25.85	1490 [+] 35 [-] 145 [+] 1205 [=]	25.85
$\uparrow 5/4 \downarrow$  $1 / 30 = 0.0333\dots$	30 [\div] [=]	0.03
$A0234F$  $\frac{1}{(2 \times 5 - 4)} = 0.166\dots$	2 [x] 5 [-] 4 [\div] [=]	0.16

2. 记忆计算的操作

$\uparrow 5/4 \downarrow$  $(12 \times 4) - (20 \div 2) = 38$	$[\frac{ON}{C}]$ 12 [x] 4 [M+] 20 [\div] 2 [M-] [MR]	0. MEMORY 10. MEMORY 38.
$A0234F$  $[MC] [CE]$		0.



3. 常数计算

$\uparrow 5/4 \downarrow$  $2 + 3 = 5$	2 [+] 3 [=]	5.00
$4 + 3 = 7$	4 [=]	7.00
$A0234F$  $3 \times 4.111 = 12.333$	3 [x] 4.111 [=]	12.34
$3 \times 6 = 18$	6 [=]	18.00



4. 超出运算容量的消除

$12345678901234 \times 100$ $= 1234567890123400$	123456789012345 [00 \rightarrow 0] [x] 100 [=]	ERROR ERROR	$123'456'789'01234$ 12.345678901234
	$[\frac{ON}{C}]$		0.



5. 标价 & 降价计算

$\uparrow 5/4 \downarrow$  $200 + (P \times 20\%) = P$	200 [\div] 20 [MU]	250.
$P = \frac{200}{1 - 20\%} = 250$	[MU]	50.
$A0234F$  $250 - 200 = 50$		
$125 - (P \times 20\%) = P$	125 [\div] 25 [+/-] [MU]	100.
$P = \frac{125}{1 + 25\%} = 100$	[MU]	25.
$125 - 100 = 25$		

6. 差值百分比

$\uparrow 5/4 \downarrow$  $\frac{180 - 150}{150} \times 100\% = 20\%$	180 [-] 150 [MU]	20.
$A0234F$  20%		

7. 税率计算

$A0234F$  $100 + TAX(3\%) = 103$ 税值 = 3	3 [RATE] [+TAX] 100 [+TAX] [+TAX]	3. 103. 3.	% +TAX TAX
$\uparrow 5/4 \downarrow$  $3 = \text{税值}$ $103 = \text{含税值}$			
$206 - TAX(3\%) = 200$ 税值 = 6	$[\frac{ON}{C}]$ [RATE] [-TAX] 206 [-TAX] [-TAX]	3. 200. 6.	% -TAX TAX
$6 = \text{税值}$ $200 = \text{不含税值}$			

* ΤΡΟΦΟΔΟΣΙΑ

Ελληνικά

Το CITIZEN SDC-554S είναι μια αριθμομηχανή με διπλή τροφοδοσία (ηλιακή ενέργεια υψηλής ισχύος + εφεδρική μπαταρία), η οποία λειτουργεί κάτω από οποιοσδήποτε συνθήκες φωτισμού.

-Λειτουργία αυτόματου κλεισίματος-

Η αριθμομηχανή κλείνει αυτόματα εάν δεν έχει υπάρξει καμία πληκτρολόγηση για 10 περίπου λεπτά.

-Αλλαγή μπαταρίας-

Εάν χρειαστεί να αλλάξετε η εφεδρική μπαταρία, ανοίξτε το κάτω περίβλημα για να αφαιρέσετε την παλαιά μπαταρία και να εισάγετε μια νέα μπαταρία με την υποδεικνυόμενη πολικότητα.

* ΕΥΡΕΤΗΡΙΟ ΠΛΗΚΤΡΩΝ

Ελληνικά

$[-\frac{ON}{C}]$: Πλήκτρο ανοίγματος / διαγραφής

[CE] : Πλήκτρο διαγραφής πληκτρολόγησης

[MU] : Πλήκτρο αύξησης/μείωσης τιμής

[00→0] : Πλήκτρο μετατόπισης προς τα πίσω

[M+] : Πλήκτρο μνήμης συν [M-] : Πλήκτρο μνήμης πλην

[+ / -] : Πλήκτρο αλλαγής προσήμου ±

[MR] : Πλήκτρο ανάκλησης μνήμης

[MC] : Πλήκτρο διαγραφής μνήμης

[RATE] : Πλήκτρο ρύθμισης συντελεστή φόρου

^{RECALL}
[-TAX] : Πλήκτρο τιμής χωρίς φόρο. Ανάκληση συντελεστή φόρου όταν

πιέζονται τα πλήκτρα [RATE] και [-TAX]

^{STORE}
[+TAX] : Πλήκτρο τιμής με φόρο. Αποθήκευση συντελεστή φόρου όταν πιέζονται τα πλήκτρα [RATE] και [+TAX]

\uparrow 5/4 \downarrow

- F -

- 0 - 2 - 3 - 4 -

- A -

\uparrow 5/4 \downarrow

\uparrow 5/4 \downarrow

Διακόπτης επιλογής θέσης υποδιαστολής

Λειτουργία μεταβλητού αριθμού δεκαδικών

Λειτουργία σταθερού αριθμού δεκαδικών

Η λειτουργία προσθήκης εισάγει αυτόματα το νομισματικό δεκαδικό στις πράξεις πρόσθεσης και αφαίρεσης

Διακόπτης στρογγυλοποίησης προς τα επάνω / στρογγυλοποίησης / στρογγυλοποίησης προς τα κάτω

Οι ενδείξεις της οθόνης σημαίνουν τα εξής:

MEMORY : μνήμη.

ERROR : Σφάλμα υπερχείλισης

-MINUS : Πλην (ή αρνητικό)

-TAX : Τιμή χωρίς φόρο

TAX : Ποσό φόρου

RATE : Ρύθμιση συντελεστή φόρου

% : Αποθήκευση και ανάκληση φσυντελεστή

+TAX : Τιμή με φόρο

* ΠΑΡΑΔΕΙΓΜΑΤΑ ΛΕΙΤΟΥΡΓΙΑΣ

Ελληνικά

1. Παραδείγματα υπολογισμών

Πριν πραγματοποιήσετε κάθε υπολογισμό, πατήστε το πλήκτρο $[-\frac{ON}{C}]$.

Παράδειγμα	Λειτουργία πλήκτρου	Οθόνη
\uparrow 5/4 \downarrow 1 x 2 x 3 = 6	$[-\frac{ON}{C}]$ 1 [x] 2 [x] 3 [=]	0. 6. 0.
\uparrow 5/4 \downarrow 2 x 3 = 6 2 + 4 + 6 = 12	$[-\frac{ON}{C}]$ 2 [x] 2 [CE] 3[=] 2 [+] 3 [+] 6 $[-\frac{ON}{C}]$ 2 [+] 4 [+] 6 [=]	6. 0. 6. 0. 12.
1234 x 100 = 123,400	12345 [00→0]	1'234
5 x 3 ÷ 0.2 = 75	[x] 100 [=]	123'400
300 x 27% = 81	5 [x] 3 [+] 0.2 [=]	75.
$\frac{11.2}{56}$ x 100% = 20%	300 [x] 27 [%]	81.
30 + (30 x 40%) = 42	11.2 [+] 56 [%]	20.
30 - (30 x 40%) = 18	30 [+] 40 [%]	42.
5 ⁴ = 625	30 [-] 40 [%]	18.
$\sqrt{144}$ = 12	5 [x] [=] [=] [=]	625.
\$14.90 + \$0.35 - \$1.45 +	$\sqrt{144}$ [√]	12.
\$12.05 = \$25.85	1490 [+] 35 [-] 145 [+]	25.85
1 / 30 = 0.0333....	1205 [=]	0.03
$\frac{1}{(2 \times 5 - 4)}$ = 0.166....	30 [+] [=]	0.16

2. Υπολογισμός μνήμης

\uparrow 5/4 \downarrow 38	(12 x 4) - (20 ÷ 2) = $[-\frac{ON}{C}]$ 12 [x] 4 [M+] 20 [+] 2 [M-]	0. 10.
\uparrow 5/4 \downarrow 38	[MR]	MEMORY 38.
	[MC] [CE]	0.

3. Υπολογισμός σταθεράς

\uparrow 5/4 \downarrow 2 + 3 = 5	2 [+] 3 [=]	5.00
4 + 3 = 7	4 [=]	7.00
3 x 4.111 = 12.333	3 [x] 4.111 [=]	12.34
3 x 6 = 18	6 [=]	18.00

4. Ονδιαγραφή σφάλματος υπερχείλισης

12345678901234 x 100 = 1234567890123400	123456789012345 [00→0] [x] 100 [=]	ERROR ERROR	123'456'789'01234 12.345678901234 0.
--	---------------------------------------	----------------	--

5. Υπολογισμός αύξησης & Μείωσης τιμής

\uparrow 5/4 \downarrow 200 + (P x 20%) = P	200 [+] 20 [MU]	250.
$P = \frac{200}{1 - 20\%} = 250$	[MU]	50.
250 - 200 = 50		
125 - (P x 20%) = P	125 [+] 25 [+/-] [MU]	100.
$P = \frac{125}{1 + 25\%} = 100$	[MU]	25.
125 - 100 = 25		

6. ΠΟΣΟΣΤΟ ΔΕΛΤΑ

\uparrow 5/4 \downarrow $\frac{180 - 150}{150} \times 100\% =$	180 [-] 150 [MU]	20.
20%		

7. Υπολογισμός φόρου

\uparrow 5/4 \downarrow 100 + TAX(3%) = 103	3 [RATE] [+TAX]	3.	%
Σύνολο φόρου = 3	100 [+TAX]	103.	+TAX
	[+TAX]	3.	TAX
3 = Σύνολο φόρου 103 = Αξία συμπεριλαμβανομένου του φόρου			
206 - TAX(3%) = 200	$[-\frac{ON}{C}]$ [RATE] [-TAX]	3.	%
Σύνολο φόρου = 6	206 [-TAX]	200.	-TAX
	[-TAX]	6.	TAX
6 = Σύνολο φόρου 200 = Αξία άνευ φόρου			

WEEE MARK

En If you want to dispose this product, do not mix with general household waste. There is a separate collection systems for used electronics products in accordance with legislation under the WEEE Directive (Directive 2002/96/EC) and is effective only within European Union.

Ge Wenn Sie dieses Produkt entsorgen wollen, dann tun Sie dies bitte nicht zusammen mit dem Haushaltsmüll. Es gibt im Rahmen der WEEE-Direktive innerhalb der Europäischen Union (Direktive 2002/96/EC) gesetzliche Bestimmungen für separate Sammelsysteme für gebrauchte elektronische Geräte und Produkte.

Fr Si vous souhaitez vous débarrasser de cet appareil, ne le mettez pas à la poubelle avec vos ordures ménagères. Il existe un système de récupération distinct pour les vieux appareils électroniques conformément à la législation WEEE sur le recyclage des déchets des équipements électriques et électroniques (Directive 2002/96/EC) qui est uniquement valable dans les pays de l'Union européenne. Les appareils et les machines électriques et électroniques contiennent souvent des matières dangereuses pour l'homme et l'environnement si vous les utilisez et vous vous en débarrassez de façon inappropriée.

Sp Si desea deshacerse de este producto, no lo mezcle con residuos domésticos de carácter general. Existe un sistema de recogida selectiva de aparatos electrónicos usados, según establece la legislación prevista por la Directiva 2002/96/CE sobre residuos de aparatos eléctricos y electrónicos (RAEE), vigente únicamente en la Unión Europea.

It Se desiderate gettare via questo prodotto, non mescolatelo ai rifiuti generici di casa. Esiste un sistema di raccolta separato per i prodotti elettronici usati in conformità alla legislazione RAEE (Direttiva 2002/96/CE), valida solo all'interno dell'Unione Europea.

Du Deponer dit product niet bij het gewone huishoudelijk afval wanneer u het wilt verwijderen. Er bestaat ingevolge de WEEE-richtlijn (Richtlijn 2002/ 96/EG) een speciaal wettelijk voorgeschreven verzamelstelsel voor gebruikte elektronische producten, welk alleen geldt binnen de Europese Unie.

Da Hvis du vil skille dig af med dette produkt, må du ikke smide det ud sammen med dit almindelige husholdningsaffald. Der findes et separat indsamlingssystem for udtjente elektroniske produkter i overensstemmelse med lovgivningen under WEEE-direktivet (direktiv 2002/96/EC), som kun er gældende i den Europæiske Union.

Por Se quiser deitar fora este produto, não o misture com o lixo comum. De acordo com a legislação que decorre da Directiva REEE – Resíduos de Equipamentos Eléctricos e Electrónicos (2002/96/CE), existe um sistema de recolha separado para os equipamentos electrónicos fora de uso, em vigor apenas na União Europeia.

Pol Jeżeli zamierzasz pozbyć się tego produktu, nie wyrzucaj go razem ze zwykłymi domowymi odpadkami. Według dyrektywy WEEE (Dyrektywa 2002/96/EC) obowiązującej w Unii Europejskiej dla używanych produktów elektronicznych należy stosować oddzielne sposoby utylizacji.

