

# CITIZEN®

## ELECTRONIC CALCULATOR

### CITIZEN® SDC-400BII

Instruction Manual  
Manuel d'instructions  
Manual de Instrucciones  
Livro de Especificacoes  
Anweisungshandbuch  
Инструкция по эксплуатации  
Instrkcja Obsługi  
指导说明书  
Istruzioni all'Uso  
Manual  
Gebruiksaanwijzing  
Peraturan pemakaian  
دليل الإرشادات

CITIZEN®  
SDC-400BII

The unit complies with the  
requirements of Directive  
89 / 336 / EEC as amended  
by 93 / 68 / EEC

**CITIZEN SYSTEMS JAPAN CO.,LTD.**

OVERSEAS SALES DEPT., SALES DIVISION

6-1-12, TANASHI-CHO, NISHI-TOKYO-SHI, TOKYO 188-8511, JAPAN

<http://www.citizen-systems.co.jp>

[sales-oe@systems.citizen.co.jp](mailto:sales-oe@systems.citizen.co.jp)

CITIZEN is a registered trademark of CITIZEN WATCH CO.,LTD.,Japan.

CITIZEN es una marca registrada de CITIZEN WATCH CO.,LTD.,Japón.

Design and specifications are subject to change without notice.



**\* POWER SUPPLY**

English

CITIZEN model SDC-400 is a dual-powered (high power solar + back-up battery) calculator operative under any lighting conditions.

-Auto power-off function-

The calculator switches the power off automatically if there has been no key entry for about 10 minutes.

-Battery change-

If the back-up battery needs to be changed, open the lower cabinet to remove the old battery and insert a new battery in the indicated polarity.

**\* KEY INDEX**

English

[ $\frac{ON}{AC}$ ] : Power on / All Clear key. [CE/C] : Clear Entry / Clear key.

[00→0] : Shift-back key. [M+] : Memory plus key.

[M-] : Memory minus key. [+ / -] : ±Sign change key

[M $\frac{R}{C}$ ] : Memory recall key / Memory clear key.

[MU] : Price Mark-up/down key

[MII+] [MII-] [MII $\frac{R}{C}$ ] : The Second Memory Key



Decimal place selection switch

- F -

Floating decimal mode

- 0 - 2 - 3 -

Fixed decimal mode

- A -

ADD-mode automatically enters the monetary decimal in addition and subtraction calculations



Round-up / Round-off / Round-down switch

**\* OPERATION EXAMPLES**

English

**1. Calculation Examples**

Before performing each calculation, press the [ $\frac{ON}{AC}$ ] key.

Example	Key operation	Display
1 x 2 x 3 = 6	[ $\frac{ON}{AC}$ ] 1 [x] 2 [x] 3 [=]	0. 6.
2 x 3 = 6	[CE/C] 2 [x] 2 [CE/C] 3[=]	0. 6.
2 + 4 + 6 = 12	2 [+ ] 3 [+ ] 6 [CE/C] [CE/C]	0. 12.
1234 x 100	2 [+ ] 4 [+ ] 4 [=]	1234
= 123,400	12345 [00→0]	123'400
\$14.90 + \$0.35 - \$1.45	[x] 100 [=]	
+ \$12.05 = \$25.85	1490 [+ ] 35 [- ] 145 [+ ]	25.85
5 x 3 ÷ 0.2 = 75	1205 [=]	
300 x 27% = 81	5 [x] 3 [+ ] 0.2 [=]	75.
$\frac{11.2}{56} \times 100\% = 20\%$	300 [x] 27 [%]	81.
	11.2 [+ ] 56 [%]	20.
300 + (300 x 40%) = 420	300 [+ ] 40 [%]	420.
300 - (300 x 40%) = 180	300 [- ] 40 [%]	180.
5 <sup>4</sup> = 625	5 [x] [=] [=] [=]	625.
1 / 2 = 0.5	2 [+ ] [=]	0.5
$\frac{1}{(2 \times 5 - 6)} = 0.25$	2 [x] 5 [- ] 6 [+ ] [=]	0.25
$\sqrt{144} = 12$	144 [√]	12.

**2. Memory Calculation**

(12 x 4) - (20 ÷ 2) = 38	[ $\frac{ON}{AC}$ ] 12 [x] 4 [M+] 20 [+ ] 2 [M-]	0. MI 10.
15 x 2 = 30	[M $\frac{R}{C}$ ]	MI 38.
20 x 3 = 60	[M $\frac{R}{C}$ ] [CE/C]	0.
25 x 4 = 100	15 [x] 2 [M+] 20 [x] 3 [M+]	MI 60.
(total A = 190)	25 [x] 4 [M+]	MI 100.
10 ÷ 5 = 2	[M $\frac{R}{C}$ ]	MI 190.
4 x 2 = 8	[MII $\frac{R}{C}$ ]	MI 8.
(total B = 10)	[MII $\frac{R}{C}$ ]	MI 10.
A ÷ B = 19	[M $\frac{R}{C}$ ] [+ ]	MI 190.
	[MII $\frac{R}{C}$ ]	MI 10.
	[=]	MI 19.
	[ $\frac{ON}{AC}$ ]	0.

**3. Constant Calculation**

2 + 3 = 5	2 [+ ] 3 [=]	5.
4 + 3 = 7	4 [=]	7.
3 x 4 = 12	3 [x] 4 [=]	12.
3 x 6 = 18	6 [=]	18.

**4. Overflow Error Clear**

123456789012 x 100	1234567890123 E	123'456'789'012
= 12345678901200	[00→0] [x] 100 [=]	E 12.3456789012
	[ $\frac{ON}{AC}$ ]	0.

**5. Tax Calculation**

200+TAX(25%)=250	200 [x] 25 [%] [+ ] [=]	250.
50 = Tax sum	250 = Tax inclusive value	
200-TAX(25%)=160	200 [+ ] 25 [+/-] [MU]	160.
40 = Tax sum	[MU]	40.
	160 = Tax exclusive value	

**6. PRICE MARK-UP & DOWN CALCULATION**

2000+(P x 20%)=P	2000 [+ ]	2'000.
$P = \frac{2000}{1-20\%} = 2,500$	20 [MU]	2'500.00
1250-(P x 20%)=P	1250 [+ ] 25 [+/-] [MU]	1'000.00
$P = \frac{1250}{1+25\%} = 1,000$		

**7. DELTA PERCENT**

$\frac{18000-15000}{15000} \times 100\%$	18000 [- ] 15000 [MU]	20.00
= 20%		

**\* ALIMENTATION**

**Français**

CITIZEN modèle SDC-400 a double alimentation (énergie solaire huate+pile a supporter) qui peut opérer sous n'importe conditions de lumière.

-Arrêt d'alimentation automatique -

L'alimentation de cette calculatrice se coupe automatiquement si laissée allumée et non utilisée pendant environ 10 minutes.

-Remplacement de pile-

Lorsque il faut remplacer la pile, enleve les vis de l'étui bas et remplacer la pile usée et insérer une nouvelle pile selon la polarité indiquée.

**\* SIGNIFICATION DES TOUCHES**

**Français**

[ON/AC]: Bouton de Mise en marche / d'Effacement Général.

[CE/C]: Touche d'annulation de l'Entrée / d'annulation.

[00→0]: Touche de correction.

[M+]: Touche pour avoir plus de mémoire.

[M-]: Touche pour avoir moins de mémoire.

[+ / -]: ± Touche de changement de Signe

[M<sup>RC</sup>]: Rapeler la mémoire. / Effacer la mémoire.

[MU]: Touche de hausse/baisse du Prix

[MII+] [MII-] [MII<sup>RC</sup>]: Seconde touche de Mémoire



Bouton de sélection d'emplacement de la Décimale

- F -

Mode de Décimale Flottante

- 0 - 2 - 3 -

Mode de Décimale Fixe

- A -

Le mode ADD entre automatiquement la décimale monétaire en mode de calculs d'addition et de soustraction



Bouton d'Arrondi supérieur / Arrondi / Arrondi inférieur

**\* EXEMPLES D'OPÉRATIONS**

**Français**

**1.Exemples de calculs**

Avant d'effectuer tout calcul, pressez sur la touche [ON/AC].

Exemple	Touche d'Opération	Affichage
↑ 5/4 ↓ 1 x 2 x 3 = 6	[ON/AC] 1 [x] 2 [x] 3 [=]	0. 6.
A 0 2 3 F 2 x 3 = 6	[CE/C] 2 [x] 2 [CE/C] 3[=]	0. 6.
2 + 4 + 6 = 12	2 [+] 3 [+] 6 [CE/C] [CE/C]	0. 12.
1234 x 100	12345 [00→0]	1'234
= 123,400	[x] 100 [=]	123'400
\$14.90 + \$0.35 - \$1.45	1490 [+] 35 [-] 145 [+]	
+ \$12.05 = \$25.85	1205 [=]	25.85
5 x 3 ÷ 0.2 = 75	5 [x] 3 [+] 0.2 [=]	75.
300 x 27% = 81	300 [x] 27 [%]	81.
11.2 / 56 x 100% = 20%	11.2 [+] 56 [%]	20.
300 + (300 x 40%) = 420	300 [+] 40 [%]	420.
300 - (300 x 40%) = 180	300 [-] 40 [%]	180.
5 <sup>4</sup> = 625	5 [x] [=] [=] [=]	625.
1 / 2 = 0.5	2 [+] [=]	0.5
1 / (2 x 5 - 6) = 0.25	2 [x] 5 [-] 6 [+] [=]	0.25
√144 = 12	144 [√]	12.

**2.Calcul avec mémoire**

↑ 5/4 ↓ (12 x 4) - (20 ÷ 2) = 38	[ON/AC] 12 [x] 4 [M+] 20 [+] 2 [M-]	0. MI 10.
A 0 2 3 F	[M <sup>RC</sup> ]	MI 38.
	[M <sup>RC</sup> ] [CE/C]	0.
15 x 2 = 30	15 [x] 2 [M+] 20 [x] 3 [M+]	MI 60.
20 x 3 = 60	25 [x] 4 [M+]	MI 100.
25 x 4 = 100	[M <sup>RC</sup> ]	MI 190.
(total A = 190)	10 [+] 5 [MII+] 4 [x] 2 [MII+]	MI 8.
10 ÷ 5 = 2	[MII <sup>RC</sup> ]	MI 10.
4 x 2 = 8	[M <sup>RC</sup> ] [+]	MI 190.
(total B = 10)	[MII <sup>RC</sup> ]	MI 10.
A ÷ B = 19	[=]	MI 19.
	[ON/AC]	0.

**3.Constant Calcul**

↑ 5/4 ↓ 2 + 3 = 5	2 [+] 3 [=]	5.
4 + 3 = 7	4 [=]	7.
A 0 2 3 F 3 x 4 = 12	3 [x] 4 [=]	12.
3 x 6 = 18	6 [=]	18.

**4.Correction et dépassement-erreur**

123456789012 x 100	1234567890123 E	123'456'789'012
= 12345678901200	[00→0] [x] 100 [=] E	12.3456789012
	[ON/AC]	0.

**5.Calcul de l'impôt**

↑ 5/4 ↓ 200+TAX(25%)=250	200 [x] 25 [%] [+] [=]	250.
50 = Le montant d'impôt	250 = Valeur avec l'impôt	
A 0 2 3 F 200-TAX(25%)=160	200 [+] 25 [+/-] [MU]	160.
40 = Le montant d'impôt	[MU]	40.
	160 = Valeur hors l'impôt	

**6.CALCUL DE LA HAUSSE ET DE LA BAISSSE DU PRIX**

↑ 5/4 ↓ 2000+(P x 20%)=P	2000 [+]	2'000.
P = 2000 / (1-20%) = 2,500	20 [MU]	2'500.00
A 0 2 3 F 1250-(P x 20%)=P	1250 [+] 25 [+/-] [MU]	1'000.00
P = 1250 / (1+25%) = 1,000		

**7.POURCENTAGE DELTA**

↑ 5/4 ↓ 18000-15000 / 15000 x 100%	18000 [-] 15000 [MU]	20.00
A 0 2 3 F = 20%		

## \* ALIMENTACIÓN

Español

Modeio CITIZEN SDC-400 funciona gracias a un mecanismo de doble carg (luz solar y batería de apoyo), lo cual le permite operar bajo cualquier condición de iluminación.

-Función de desconexión automática-

La calculadora se apaga automáticamente si no ha sido utilizada durante 10 minutos aproximadamente.

-Reemplazada de la pila-

Si la pila de apoyo necesita ser reemplazada, quite los tornillos del departamento inferior y sustituya la pila gastada por una nueva. Coloque la pila en su posición correcta, con la polaridad indicada.

## \* TECLADO INFORMATIVO

Español

$\left[ \begin{smallmatrix} \text{ON} \\ \text{AC} \end{smallmatrix} \right]$  : Tecla de encendido / Borrar todo.

$[CE/C]$  : Tecla de borrar entrada / Borrar.

$[00 \rightarrow 0]$  : Tecla de anular el dígito ultimado.

$[M+]$  : Tecla de memoria positiva.  $[M-]$  : Tecla de memoria negativa.

$[+ / -]$  :  $\pm$  Tecla de cambio de signo

$[M^R]$  : Tecla de llamada de memoria. / Tecla de para limpiar la memoria.

$[MU]$  : Tecla de subir o bajar precios

$[MII+]$   $[MII-]$   $[MII^R]$  : Tecla de la segunda memoria



Selector del lugar decimal

- F -

Modo decimal flotante

- 0 - 2 - 3 -

Modo decimal flotante

- A -

Modo ADD: ingresa automáticamente el decimal monetario en cálculos de suma y resta



Redondeo hacia arriba / Sin redondeo / Redondeo hacia abajo

## \* EJEMPLO DE FUNCIONES

Español

### 1. Ejemplos de calculación

Antes de realizar cada cálculo, presione la tecla  $\left[ \begin{smallmatrix} \text{ON} \\ \text{AC} \end{smallmatrix} \right]$ .

Ejemplo	Operación con la tecla	Visualización
$1 \times 2 \times 3 = 6$	$\left[ \begin{smallmatrix} \text{ON} \\ \text{AC} \end{smallmatrix} \right]$ 1 [x] 2 [x] 3 [=]	0. 6.
$2 \times 3 = 6$	$[CE/C]$ 2 [x] 2 $[CE/C]$ 3[=]	0. 6.
$2 + 4 + 6 = 12$	2 [+] 3 [+] 6 $[CE/C]$ $[CE/C]$ 2 [+] 4 [+] 4 [=]	0. 12.
$1234 \times 100$ $= 123,400$	12345 $[00 \rightarrow 0]$ [x] 100 [=]	1'234 123'400
$\$14.90 + \$0.35 - \$1.45 +$ $\$12.05 = \$25.85$	1490 [+] 35 [-] 145 [+] 1205 [=]	25.85
$5 \times 3 \div 0.2 = 75$	5 [x] 3 [+/-] 0.2 [=]	75.
$300 \times 27\% = 81$	300 [x] 27 [%]	81.
$\frac{11.2}{56} \times 100\% = 20\%$	11.2 [+/-] 56 [%]	20.
$300 + (300 \times 40\%) = 420$	300 [+] 40 [%]	420.
$300 - (300 \times 40\%) = 180$	300 [-] 40 [%]	180.
$5^4 = 625$	5 [x] [=] [=] [=]	625.
$1 / 2 = 0.5$	2 [+/-] [=]	0.5
$\frac{1}{(2 \times 5 - 6)} = 0.25$	2 [x] 5 [-] 6 [+/-] [=]	0.25
$\sqrt{144} = 12$	144 [ $\sqrt{\quad}$ ]	12.

### 2. Cálculo de memoria

$(12 \times 4) - (20 \div 2) = 38$	$\left[ \begin{smallmatrix} \text{ON} \\ \text{AC} \end{smallmatrix} \right]$ 12 [x] 4 $[M+]$ 20 [+/-] 2 $[M-]$ $[M^R]$ $[M^R]$ $[CE/C]$	0. MI 10. MI 38. 0.
$15 \times 2 = 30$	15 [x] 2 $[M+]$ 20 [x] 3 $[M+]$	MI 60.
$20 \times 3 = 60$	25 [x] 4 $[M+]$	MI 100.
$25 \times 4 = 100$	$[M^R]$	MI 190.
(total A = 190)	10 [+/-] 5 $[MII+]$ 4 [x] 2 $[MII+]$	MI 8. MII
$10 \div 5 = 2$	$[MII^R]$	MI 10. MII
$4 \times 2 = 8$	$[M^R]$ [+]	MI 190. MII
(total B = 10)	$[MII^R]$	MI 10. MII
$A \div B = 19$	[=]	MI 19. MII
	$\left[ \begin{smallmatrix} \text{ON} \\ \text{AC} \end{smallmatrix} \right]$	0.

### 3. Constante

$2 + 3 = 5$	2 [+] 3 [=]	5.
$4 + 3 = 7$	4 [=]	7.
$3 \times 4 = 12$	3 [x] 4 [=]	12.
$3 \times 6 = 18$	6 [=]	18.

### 4. Limpiar para desbordamiento y error

$123456789012 \times 100$ $= 12345678901200$	1234567890123 E $[00 \rightarrow 0]$ [x] 100 [=] E $\left[ \begin{smallmatrix} \text{ON} \\ \text{AC} \end{smallmatrix} \right]$	123'456'789'012 12.3456789012 0.
---	--	--

### 5. Cálculo de impuestos

$200 + \text{TAX}(25\%) = 250$	200 [x] 25 [%] [+] [=]	250.
50 = Suma de impuesto	250 = Valor con impuesto	
$200 - \text{TAX}(25\%) = 160$	200 [+/-] 25 [+/-] $[MU]$ $[MU]$	160. 40.
40 = Suma de impuesto	160 = Valor sin impuesto	

### 6. CÁLCULO DE SUBIR O BAJAR PRECIOS

$2000 + (P \times 20\%) = P$	2000 [+]	2'000.
$P = \frac{2000}{1 - 20\%} = 2,500$	20 $[MU]$	2'500.00
$1250 - (P \times 20\%) = P$	1250 [+/-] 25 [+/-] $[MU]$	1'000.00
$P = \frac{1250}{1 + 25\%} = 1,000$		

### 7. PORCENTAJE DELTA

$\frac{18000 - 15000}{15000} \times 100\%$	18000 [-] 15000 $[MU]$	20.00
$= 20\%$		

**\* FONT DE ALIMENTAÇÃO****Português**

CITIZEN model SDC-400 tem dupla fonte de alimentação de energia (energia solar e bateria de reserva), permitindo operar sob qu quer condição de iluminação.

-Função Autopower-off(desligamento automá)-

A calculadora desliga autom aticamente, caso nenhum a tecla seja utilizada por aproximadamente 10 minutos.

-Troca de bateria-

Se for necessário trocar a bateria de reserva, remova a bateria usada, abrindo a tampa inferior e coloque uma bateria nova, observando a polaridade indicada.

**\* CHAVE EXPLICAÇÃO****Português**

$\frac{ON}{AC}$  : Tecla para Ligar / Limpar Tudo.

[CE/C] : Tecla para Limpar Entrada/ Limpar.

[00→0] : Tecla de mudança de dígito.

[M+] : Tecla de mais da memória.

[M-] : Tecla de menos da memória.

[+ / -] : Tecla para mudar Sinal ±

[M<sub>0</sub><sup>0</sup>] : Tecla da rellamada da memória./ Tecla da limpar a memória.

[MU] : Tecla para Marca Preço para cima/baixo

[MII+] [MII-] [MII<sub>0</sub><sup>0</sup>] : A Segunda Tecla de Memória



Comutador para seleção de casa decimal

- F -

Modalidade de decimal flutuante

- 0 - 2 - 3 -

Modalidade de decimal fixo

- A -

Modalidade ADICIONAR entra automaticamente a decimal monetária em cálculos de adição e subtração.



Arredondamento para cima / Truncamento /

Arredondamento para baixo

**\* EXEMPLOS DE OPERAÇÃO****Português****1.Exemplo de calculos**

Antes de executar cada cálculo, pressione a tecla  $\frac{ON}{AC}$ .

Exemplo	Operação com a tecla	Visualização
$1 \times 2 \times 3 = 6$	$\frac{ON}{AC}$ 1 [x] 2 [x] 3 [=]	0. 6.
$2 \times 3 = 6$	[CE/C] 2 [x] 2 [CE/C] 3[=]	0. 6.
$2 + 4 + 6 = 12$	2 [+] 3 [+] 6 [CE/C] [CE/C] 2 [+] 4 [+] 4 [=]	0. 12.
$1234 \times 100$ $= 123,400$	12345 [00→0] [x] 100 [=]	1'234 123'400
$\$14.90 + \$0.35 - \$1.45 +$ $\$12.05 = \$25.85$	1490 [+] 35 [-] 145 [+] 1205 [=]	25.85
$5 \times 3 \div 0.2 = 75$	5 [x] 3 [+] 0.2 [=]	75.
$300 \times 27\% = 81$	300 [x] 27 [%]	81.
$\frac{11.2}{56} \times 100\% = 20\%$	11.2 [+] 56 [%]	20.
$300 + (300 \times 40\%) = 420$	300 [+] 40 [%]	420.
$300 - (300 \times 40\%) = 180$	300 [-] 40 [%]	180.
$5^4 = 625$	5 [x] [=] [=] [=]	625.
$1 / 2 = 0.5$	2 [+] [=]	0.5
$\frac{1}{(2 \times 5 - 6)} = 0.25$	2 [x] 5 [-] 6 [+] [=]	0.25
$\sqrt{144} = 12$	144 [√]	12.

**2.Memoria**

$(12 \times 4) - (20 \div 2) =$ 38	$\frac{ON}{AC}$ 12 [x] 4 [M+] 20 [+] 2 [M-] [M <sub>0</sub> <sup>0</sup> ] [M <sub>0</sub> <sup>0</sup> ] [CE/C]	0. MI 10. MI 38. 0.
15 x 2 = 30	15 [x] 2 [M+] 20 [x] 3 [M+]	MI 60.
20 x 3 = 60	25 [x] 4 [M+]	MI 100.
25 x 4 = 100	[M <sub>0</sub> <sup>0</sup> ]	MI 190.
(total A = 190)	10 [+] 5 [MII+] 4 [x] 2 [MII+]	MI MII 8.
10 ÷ 5 = 2	[MII <sub>0</sub> <sup>0</sup> ]	MI MII 10.
4 x 2 = 8	[MII <sub>0</sub> <sup>0</sup> ] [+]	MI MII 190.
(total B = 10)	[MII <sub>0</sub> <sup>0</sup> ]	MI MII 10.
A ÷ B = 19	[=]	MI MII 19.
	$\frac{ON}{AC}$	0.

**3.Constante**

$2 + 3 = 5$	2 [+] 3 [=]	5.
$4 + 3 = 7$	4 [=]	7.
$3 \times 4 = 12$	3 [x] 4 [=]	12.
$3 \times 6 = 18$	6 [=]	18.

**4.Erro por excesso**

123456789012 x 100	1234567890123 E	123'456'789'012
= 12345678901200	[00→0] [x] 100 [=] E	12.3456789012
	$\frac{ON}{AC}$	0.

**5.Cálculo da Taxa**

$200 + TAX(25\%) = 250$	200 [x] 25 [%] [+] [=]	250.
50 = Soma da Taxa	250 = Valor com taxa incluída	
$200 - TAX(25\%) = 160$	200 [+] 25 [+/-] [MU]	160.
40 = Soma da Taxa	160 = Valor excluído de Taxa	40.

**6.CÁLCULO PARA MARCAÇÃO DE PREÇO PARA CIMA & PARA BAIXO**

$2000 + (P \times 20\%) = P$	2000 [+]	2'000.
$P = \frac{2000}{1 - 20\%} = 2,500$	20 [MU]	2'500.00
$1250 - (P \times 20\%) = P$	1250 [+] 25 [+/-] [MU]	1'000.00
$P = \frac{1250}{1 + 25\%} = 1,000$		

**7.PORCENTO DELTA**

$\frac{18000 - 15000}{15000} \times 100\%$	18000 [-] 15000 [MU]	20.00
= 20%		

**\* KRAFTVERSORGUNG****Deutsch**

CITIZEN model SDC-400 wird durch 2 voneinander unabhängigen Energiequellen versorgt (Entweder durch eine sehr starke solar-zelle oder durch eine batterie). Der rechner arbeitet selbst unter schlechtesten lichtbedingungen.

-Automatische Ausschaltung-

Der rechner schaltet sich automatisch ab, wenn diesen 10 minuten nicht mehr benutzen.

-Batterlewechsel-

Sollte die batterie gewechselt werden, entfernen Sie bitte die Schrauben vom unterteil und tauschen die alte gegen eine neue batterie aus. Beachten Sie, daß die batterie richtig, entsprechend der polarität, eingelegt wird.

**\* ERKLÄRUNGEN VON SCHLUSSEL****Deutsch**

[ $\frac{ON}{AC}$ ]: An / Alles Löschen Taste. [CE/C]: Eingabe löschen / Clear Taste.

[00→0]: Rechts schub taste. [M+]: Speicher Plus taste.

[M-]: Speicher Minus taste. [+ / -]: ±Vorzeicheneingabetaste

[M<sub>c</sub>]: Speicher Abruf taste./ Speicher Löschen taste.

[MU]: Preisangabe-oben/unten Taste

[MII+] [MII-] [MII<sub>c</sub>]: Zweite Memory Taste



Schalter für Dezimalauswahlplatz

- F -

Freiwertiger Dezimalmodus

- 0 - 2 - 3 -

Festgegebener Dezimalmodus

- A -

ADD-modus gibt automatisch den Gelddezimalzähler an in Additions und Subtraktionsrechnungen.



Aufrunden, Abrundenschalter

**\* DAS BEISPIEL FÜR OPERATIONEN****Deutsch****1. Berechnungsbeispiele**

Vor jeder Berechnung bitte die [ $\frac{ON}{AC}$ ] Taste drücken.

Beispiel	Tastenkombination	Anzeige
1 x 2 x 3 = 6	[ $\frac{ON}{AC}$ ] 1 [x] 2 [x] 3 [=]	0. 6.
2 x 3 = 6	[CE/C] 2 [x] 2 [CE/C] 3[=]	0. 6.
2 + 4 + 6 = 12	2 [+ ] 3 [+ ] 6 [CE/C] [CE/C]	0. 12.
1234 x 100	2 [+ ] 4 [+ ] 4 [=]	1'234
= 123,400	12345 [00→0]	123'400
\$14.90 + \$0.35 - \$1.45	[x] 100 [=]	
+ \$12.05 = \$25.85	1490 [+ ] 35 [- ] 145 [+ ]	25.85
5 x 3 ÷ 0.2 = 75	1205 [=]	
300 x 27% = 81	5 [x] 3 [+ ] 0.2 [=]	75.
$\frac{11.2}{56} \times 100\% = 20\%$	300 [x] 27 [%]	81.
	11.2 [+ ] 56 [%]	20.
300 + (300 x 40%) = 420	300 [+ ] 40 [%]	420.
300 - (300 x 40%) = 180	300 [- ] 40 [%]	180.
5 <sup>4</sup> = 625	5 [x] [=] [=] [=]	625.
1 / 2 = 0.5	2 [+ ] [=]	0.5
$\frac{1}{(2 \times 5 - 6)} = 0.25$	2 [x] 5 [- ] 6 [+ ] [=]	0.25
$\sqrt{144} = 12$	144 [√]	12.

**2. Speicher**

(12 x 4) - (20 ÷ 2) = 38	[ $\frac{ON}{AC}$ ] 12 [x] 4 [M+] 20 [+ ] 2 [M-]	0. MI 10.
15 x 2 = 30	[M <sub>c</sub> ] [M <sub>c</sub> ] [CE/C]	MI 38. 0.
20 x 3 = 60	15 [x] 2 [M+] 20 [x] 3 [M+]	MI 60.
25 x 4 = 100	25 [x] 4 [M+]	MI 100.
(total A = 190)	[M <sub>c</sub> ]	MI 190.
10 ÷ 5 = 2	10 [+ ] 5 [MII+] 4 [x] 2 [MII+]	MI 8.
4 x 2 = 8	[MII <sub>c</sub> ]	MI 10.
(total B = 10)	[M <sub>c</sub> ] [+]	MI 190.
A ÷ B = 19	[MII <sub>c</sub> ]	MI 10.
	[=]	MI 19.
	[ $\frac{ON}{AC}$ ]	0.

**3. Konstant**

2 + 3 = 5	2 [+ ] 3 [=]	5.
4 + 3 = 7	4 [=]	7.
3 x 4 = 12	3 [x] 4 [=]	12.
3 x 6 = 18	6 [=]	18.

**4. Korrektur und überlauf-fehler**

123456789012 x 100	1234567890123 E	123'456'789'012
= 12345678901200	[00→0] [x] 100 [=] E	12.3456789012
	[ $\frac{ON}{AC}$ ]	0.

**5. Steuerberechnung**

200+TAX(25%)=250	200 [x] 25 [%] [+ ] [=]	250.
50 = Steuersumme	250 = Wert mit steuersumme	
200-TAX(25%)=160	200 [+ ] 25 [+/-] [MU]	160.
40 = Steuersumme	[MU]	40.
	160 = Wert ohne steuersumme	

**6. PREISMARKIERUNG AUF & ABRUNDUNGSRECHNUNG**

2000+(P x 20%)=P	2000 [+]	2'000.
$P = \frac{2000}{1-20\%} = 2,500$	20 [MU]	2'500.00
1250-(P x 20%)=P	1250 [+ ] 25 [+/-] [MU]	1'000.00
$P = \frac{1250}{1+25\%} = 1,000$		

**7. DELTA PROZENT**

$\frac{18000-15000}{15000} \times 100\%$	18000 [- ] 15000 [MU]	20.00
= 20%		

**\* СНАБЖЕНИЕ ЭИЕРИИ**

Русский

CITIZEN модель SDC-400 имеет двойное питание (солнчные элементы+батарея) и способен работать при любом освещении.

-Автоматическое отключение питания-

Этот калькулятор имеет функцию автоматического отключения питания, благодаря чему электропитание отключается если в течение восьми минут информация не вводилась.

-Замена элементов питания-

Благодаря двойному питанию, батареи вставляемые с обратной стороны устройства, работают длительное время. Если изображение на дисплее становится неясным, необходимо заменить батареи. Снимите крышку с нижнего отсека. Извлеките старые батареи и вставьте новые батареи соблюдая полярность.

**\* КЛАВИША**

Русский

[ $\frac{ON}{AC}$ ] : Включение питания / Сброс всех значений .

[CE/C] : Сброс числа / Сброс.

[00→0] : Правая регистровая клавиша.

[M+] : Клавиша памяти плюс.

[M-] : Клавиша памяти минус. [+ / -] : ±Перемена знака

[M<sup>RC</sup>] : Клавиша извлечения из памяти./Клавиша сброса памяти.

[MU] : Рост/падение цены

[MII+] [MII-] [MII<sup>RC</sup>] : Вторая память



Переключатель места десятичного знака

- F -

Режим плавающей запятой

- 0 - 2 - 3 -

Режим фиксированной запятой

- A -

Режим ADD-автоматический ввод двух десятичных знаков при сложении и вычитании денежных сумм



Округление вверх / Округление / Округление вниз

**\* ПРИМЕЧАНИЕ**

Русский

**1.Примеры расчётов**

Прежде чем начать вычисления, нажмите клавиш [ $\frac{ON}{AC}$ ].

Пример	Клавиши	Экран
$1 \times 2 \times 3 = 6$	[ $\frac{ON}{AC}$ ] 1 [x] 2 [x] 3 [=]	0. 6.
$2 \times 3 = 6$	[CE/C] 2 [x] 2 [CE/C] 3[=]	0. 6.
$2 + 4 + 6 = 12$	2 [+] 3 [+] 6 [CE/C] [CE/C]	0. 12.
$1234 \times 100 = 123,400$	12345 [00→0] [x] 100 [=]	1'234 123'400
$\$14.90 + \$0.35 - \$1.45 + \$12.05 = \$25.85$	1490 [+] 35 [-] 145 [+] 1205 [=]	25.85
$5 \times 3 \div 0.2 = 75$	5 [x] 3 [÷] 0.2 [=]	75.
$300 \times 27\% = 81$	300 [x] 27 [%]	81.
$\frac{11.2}{56} \times 100\% = 20\%$	11.2 [÷] 56 [%]	20.
$300 + (300 \times 40\%) = 420$	300 [+] 40 [%]	420.
$300 - (300 \times 40\%) = 180$	300 [-] 40 [%]	180.
$5^4 = 625$	5 [x] [=] [=] [=]	625.
$1 / 2 = 0.5$	2 [÷] [=]	0.5
$\frac{1}{(2 \times 5 - 6)} = 0.25$	2 [x] 5 [-] 6 [+] [=]	0.25
$\sqrt{144} = 12$	144 [√]	12.

**2.Операции с памятью**

$(12 \times 4) - (20 \div 2) = 38$	[ $\frac{ON}{AC}$ ] 12 [x] 4 [M+] 20 [÷] 2 [M-] [M <sup>RC</sup> ] [M <sup>RC</sup> ] [CE/C]	0. MI 10. MI 38. 0.
$15 \times 2 = 30$	15 [x] 2 [M+] 20 [x] 3 [M+]	MI 60.
$20 \times 3 = 60$	25 [x] 4 [M+]	MI 100.
$25 \times 4 = 100$	[M <sup>RC</sup> ]	MI 190.
(total A = 190)	10 [÷] 5 [MII+] 4 [x] 2 [MII+]	MI 8. MII
$10 \div 5 = 2$	[MII <sup>RC</sup> ]	MI 10. MII
$4 \times 2 = 8$	[M <sup>RC</sup> ] [+]	MI 190. MII
(total B = 10)	[MII <sup>RC</sup> ]	MI 10. MII
$A \div B = 19$	[=] [ $\frac{ON}{AC}$ ]	MI 19. MII 0.

**3.Вычисления с константой**

$2 + 3 = 5$	2 [+] 3 [=]	5.
$4 + 3 = 7$	4 [=]	7.
$3 \times 4 = 12$	3 [x] 4 [=]	12.
$3 \times 6 = 18$	6 [=]	18.

**4.Исправление ошибок и сброс ошибки при изытке числовых знаков**

$123456789012 \times 100 = 12345678901200$	1234567890123 E 123'456'789'012 [00→0] [x] 100 [=] E 12.3456789012 [ $\frac{ON}{AC}$ ]	0.
--	--	----

**5.Вычисление налогов**

$200 + TAX(25\%) = 250$	200 [x] 25 [%] [+] [=]	250.
50 = сумма налога	250 = сумма с налогом	
$200 - TAX(25\%) = 160$	200 [+] 25 [+/-] [MU] [MU]	160. 40.
40 = сумма налога	160 = сумма без налога	

**6.РАСЧЕТ РОСТА И ПАДЕНИЯ ЦЕН**

$2000 + (P \times 20\%) = P$	2000 [÷] 20 [MU]	2'000. 2'500.00
$P = \frac{2000}{1 - 20\%}$		
$1250 - (P \times 20\%) = P$	1250 [+] 25 [+/-] [MU]	1'000.00
$P = \frac{1250}{1 + 25\%} = 1,000$		

**7.ПРИРОСТ ПРОЦЕНТОВ**

$\frac{18000 - 15000}{15000} \times 100\% = 20\%$	18000 [-] 15000 [MU]	20.00
---	-------------------------	-------

<b>* ZASILANIE</b>	<b>Polish</b>
--------------------	---------------

Kalkulator CITIZEN, model SDC-400 jest zasilany podwójnie (ogniwo fotoopłycywno+bateria podtrzymujące) Kalkulator pracuje w każdych warunkach oświetlenia.

-Funkcja automatycznego wyłączenia-

Kalkulator wyłącza się automatycznie w przypadku jeśli żaden z przycisków nie zostanie naciśnięty w ciągu 10 minut.

-Wymiana baterii-

Jeśli konieczna jest wymiana baterii należy otworzyć dolną uwagę na odpowiednią polaryzację, pokrywkę, usunąć stare baterie i włożyć nowe zwracając.

<b>* OPIS KLAWISZY</b>	<b>Polish</b>
------------------------	---------------

$\left[ \frac{ON}{AC} \right]$  : Zasilanie /Kasowanie zawartości pamięci .

$[CE/C]$  : Kasowanie liczby / Kasowanie.


$[00 \rightarrow 0]$  : Klawisz powrotu.  $[+ / -]$  :  $\pm$ Zmiana znaku

$[M+]$  : Przycisk dodawania do pamięci.

$[M-]$  : Przycisk odejmowania od pamięci.

$[M^R]$  : Klawisz MR (Klawisz przywołania pamięci) / Klawisz MC (Klawisz kasowania pamięci)


$[MU]$  : Przyrost/obniżka cen  $[MII+]$   $[MII-]$   $[MII^R]$  : Druga pamięć

 Przelicznik liczby miejsc po przecinku

- F - Tryb zmiennej liczby miejsc po przecinku

- 0 - 2 - 3 - Tryb stałej liczby miejsc po przecinku

- A - Tryb ADD-Automatycznie wstawianie dwóch znaków po przecinku dziesiętnym pod czas dodawania lub odejmowania sum pieniężnych



 Zaokrąglenie w dół / Zaokrąglenie w górę /

Przelicznik trybu zaokrąglenia



<b>* PRZYKŁADY DZIAŁAŃ</b>	<b>Polish</b>
----------------------------	---------------

### 1.Przykładowe obliczeń



Zanim rozpoczniesz obliczenia, naciśnij klawisz  $\left[ \frac{ON}{AC} \right]$ .

	Przykład	Klawisze	Ekran
	$1 \times 2 \times 3 = 6$	$\left[ \frac{ON}{AC} \right]$ 1 [x] 2 [x] 3 [=]	0. 6.
	$2 \times 3 = 6$ $2 + 4 + 6 = 12$	$[CE/C]$ 2 [x] 2 [CE/C] 3[=] 2 [+ ] 3 [+ ] 6 [CE/C] [CE/C] 2 [+ ] 4 [+ ] 4 [=]	0. 6. 0. 12.
	$1234 \times 100$ $= 123,400$	12345 [00→0] [x] 100 [=]	1'234 123'400
	$\$14.90 + \$0.35 - \$1.45$ $+ \$12.05 = \$25.85$	1490 [+ ] 35 [- ] 145 [+ ] 1205 [=]	25.85
	$5 \times 3 \div 0.2 = 75$	5 [x] 3 [+ ] 0.2 [=]	75.
	$300 \times 27\% = 81$	300 [x] 27 [%]	81.
	$\frac{11.2}{56} \times 100\% = 20\%$	11.2 [+ ] 56 [%]	20.
	$300 + (300 \times 40\%) = 420$	300 [+ ] 40 [%]	420.
	$300 - (300 \times 40\%) = 180$	300 [- ] 40 [%]	180.
	$5^4 = 625$	5 [x] [=] [=] [=]	625.
	$1 / 2 = 0.5$	2 [+ ] [=]	0.5
	$\frac{1}{(2 \times 5 - 6)} = 0.25$	2 [x] 5 [- ] 6 [+ ] [=]	0.25
	$\sqrt{144} = 12$	144 [ $\sqrt{\quad}$ ]	12.

### 2.Obliczenia z wykorzystaniem pamięci

	$(12 \times 4) - (20 \div 2) = 38$	$\left[ \frac{ON}{AC} \right]$ 12 [x] 4 [M+] 20 [+ ] 2 [M-] $[M^R]$	0. MI 10. MI 38.
	$15 \times 2 = 30$ $20 \times 3 = 60$ $25 \times 4 = 100$ (total A = 190)	$[M^R]$ [CE/C] 15 [x] 2 [M+] 20 [x] 3 [M+] 25 [x] 4 [M+] $[M^R]$	0. MI 60. MI 100. MI 190.
	$10 \div 5 = 2$ $4 \times 2 = 8$ (total B = 10)	10 [+ ] 5 [MII+] 4 [x] 2 [MII+] $[MII^R]$	MI 8. MI 10. MI 190.
	$A \div B = 19$	$[M^R]$ [+ ] $[MII^R]$	MI 190. MI 10. MI 19.
		[=] $\left[ \frac{ON}{AC} \right]$	MI 19. MI 0.



### 3.Stala

	$2 + 3 = 5$ $4 + 3 = 7$	2 [+ ] 3 [=] 4 [=]	5. 7.
	$3 \times 4 = 12$ $3 \times 6 = 18$	3 [x] 4 [=] 6 [=]	12. 18.



### 4.Przepelnienie pamięci

$123456789012 \times 100$ $= 12345678901200$	1234567890123 E [00→0] [x] 100 [=] E $\left[ \frac{ON}{AC} \right]$	123'456'789'012 12.3456789012 0.
---	---	--



### 5.Obliczenie podatku

	$200 + TAX(25\%) = 250$ 50 = Suma podatku	200 [x] 25 [%] [+ ] [=] 250 = Inkluzywne wysokość podatku	250. 40.
	$200 - TAX(25\%) = 160$ 40 = Suma podatku	200 [+ ] 25 [+/-] [MU] [MU]	160. 40.
		160 = Ekskluzywna wysokość podatku	

### 6.PRZYROST I OBNIŻKA CEN

	$2000 + (P \times 20\%) = P$ $P = \frac{2000}{1 - 20\%} = 2,500$	2000 [+ ] 20 [MU]	2'000. 2'500.00
	$1250 - (P \times 20\%) = P$ $P = \frac{1250}{1 + 25\%} = 1,000$	1250 [+ ] 25 [+/-] [MU]	1'000.00

### 7.PRZYROST ODSETEK

	$\frac{18000 - 15000}{15000} \times 100\%$	18000 [- ] 15000 [MU]	20.00
	= 20%		

CITIZEN SDC-400 是双重电池计算机(太阳能与电池供电),可以在任何光线下操作。

-自动关闭电源-

如果在十分钟左右不进行任何操作计算机的电源将会自动关闭。

-电池更换-

如果需要更换电池,打开下盖取出旧电池,将新电池放在电池槽中。

[ $\frac{ON}{AC}$ ]: 关机/全部清除

[CE/C]: 清除输入/清除计算

[00→0]: 末位删除键

[M+]: 加法记忆键

[M-]: 减法记忆键

[+/-]: 正负号改变键

[M $\frac{E}{C}$ ]: 记忆键 / 消除键

[MU]: 标价/降价

[MII+] [MII-] [MII $\frac{E}{C}$ ]: 第二组记忆键



小数位设定开关

- F -

浮点小数模式

- 0 - 2 - 3 -

固定小数位模式

- A -

加位模式 自动在加法与减法计算中加入货币小数点



无条件进位/四舍五入/无条件舍去 开关

### 1. 一般计算操作

在执行计算前,先按 [ $\frac{ON}{AC}$ ] 键。

范例	按键操作	显示
1 x 2 x 3 = 6	[ $\frac{ON}{AC}$ ] 1 [x] 2 [x] 3 [=]	0. 6.
2 x 3 = 6	[CE/C] 2 [x] 2 [CE/C] 3[=]	0. 6.
2 + 4 + 6 = 12	2 [+] 3 [+] 6 [CE/C] [CE/C]	0. 0. 12.
1234 x 100 = 123,400	12345 [00→0] [x] 100 [=]	1'234 123'400
\$14.90 + \$0.35 - \$1.45 + \$12.05 = \$25.85	1490 [+] 35 [-] 145 [+] 1205 [=]	25.85
5 x 3 ÷ 0.2 = 75	5 [x] 3 [÷] 0.2 [=]	75.
300 x 27% = 81	300 [x] 27 [%]	81.
$\frac{11.2}{56} \times 100\% = 20\%$	11.2 [+] 56 [%]	20.
300 + (300 x 40%) = 420	300 [+] 40 [%]	420.
300 - (300 x 40%) = 180	300 [-] 40 [%]	180.
5 <sup>4</sup> = 625	5 [x] [=] [=] [=]	625.
1 / 2 = 0.5	2 [+] [=]	0.5
$\frac{1}{(2 \times 5 - 6)} = 0.25$	2 [x] 5 [-] 6 [+] [=]	0.25
$\sqrt{144} = 12$	144 [ $\sqrt{\quad}$ ]	12.

### 2. 记忆计算的操作

(12 x 4) - (20 ÷ 2) = 38	[ $\frac{ON}{AC}$ ] 12 [x] 4 [M+] 20 [÷] 2 [M-] [M $\frac{E}{C}$ ]	0. MI 10. MI 38.
15 x 2 = 30	[M $\frac{E}{C}$ ] [CE/C] 15 [x] 2 [M+] 20 [x] 3 [M+]	0. MI 60.
20 x 3 = 60	25 [x] 4 [M+]	MI 100.
25 x 4 = 100	[M $\frac{E}{C}$ ]	MI 190.
(total A = 190)	10 [÷] 5 [MII+] 4 [x] 2 [MII+]	MI 8. MII
10 ÷ 5 = 2	[MII $\frac{E}{C}$ ]	MI 10. MII
4 x 2 = 8	[M $\frac{E}{C}$ ] [+]	MI 190. MII
(total B = 10)	[MII $\frac{E}{C}$ ]	MI 10. MII
A ÷ B = 19	[=]	MI 19. MII
	[ $\frac{ON}{AC}$ ]	0.

### 3. 常数计算

2 + 3 = 5	2 [+] 3 [=]	5.
4 + 3 = 7	4 [=]	7.
3 x 4 = 12	3 [x] 4 [=]	12.
3 x 6 = 18	6 [=]	18.

### 4. 超出运算容量的消除

123456789012 x 100 = 12345678901200	1234567890123 E [00→0] [x] 100 [=] E [ $\frac{ON}{AC}$ ]	123'456'789'012 12.3456789012 0.
--	---	--

### 5. 税率计算

200 + TAX(25%) = 250	200 [x] 25 [%] [+] [=]	250.
50 = 稅值	250 = 含稅值	
200 - TAX(25%) = 160	200 [+] 25 [+/-] [MU] [MU]	160. 40.
40 = 稅值	160 = 不含稅值	

### 6. 标价 & 降价计算

2000 + (P x 20%) = P	2000 [+]	2'000.
$P = \frac{2000}{1 - 20\%} = 2,500$	20 [MU]	2'500.00
1250 - (P x 20%) = P	1250 [+] 25 [+/-] [MU]	1'000.00
$P = \frac{1250}{1 + 25\%} = 1,000$		

### 7. 差值百分比

$\frac{18000 - 15000}{15000} \times 100\%$	18000 [-] 15000 [MU]	20.00
= 20%		

Il calcolatore CITIZEN model SDC-400 ha due risorse di potenza : energia solare e batteria di riserva e può funzionare sotto qualsiasi luce.

-Spegnimento automatico-

La calcolatrice si spegne automaticamente se non immettere nessun dato in circa 10 minuti.

-Battery change-

Nel caso che sia necessario sostituire la batteria,rimuovere il coperchio inferiore, togliere la batteria vecchia e inserire una nuova nel compartimento batteria.

## \* Indice Tasti

## Italiano

$\left[ \frac{ON}{AC} \right]$  : Acceso / Tasto cancella tutto.

$[CE/C]$  : Cancella immissione / Tasto cancella.

$[00 \rightarrow 0]$  : Correzione.

$[M+]$  : Memoria addizione.

$[M-]$  : Memoria sottrazione.

$[+ / -]$  :  $\pm$ Tasto cambio segno.

$[M\%]$  : Margine. / Cancellazione.

$[MU]$  : Tasto rialzo/ribasso di prezzo.

$[MII+]$   $[MII-]$   $[MII\%]$  : Il Tasto di seconda memoria.



Scambio selezione della posizione del decimale

- F -

Modalità decimale mobile

- 0 - 2 - 3 -

Modalità decimale fissa

- A -

La modalità AGGIUNGI introduce automaticamente il decimale monetario nei calcoli di addizione e sottrazione



Scambio arrotondamento / arrotondamento per eccesso

## \* Esempio di Operazione

## Italiano

## 1. Operazione del calcolo normale

Prima di effettuare ciascun calcolo, premere il tasto  $\left[ \frac{ON}{AC} \right]$ .

Esempio	Operazione con il tasto	Visualizzazione
$1 \times 2 \times 3 = 6$	$\left[ \frac{ON}{AC} \right]$ 1 [x] 2 [x] 3 [=]	0. 6.
$2 \times 3 = 6$	[CE/C] 2 [x] 2 [CE/C] 3[=]	0. 6.
$2 + 4 + 6 = 12$	2 [+] 3 [+] 6 [CE/C] [CE/C]	0. 12.
$1234 \times 100$ $= 123,400$	2 [+] 4 [+] 4 [=] 12345 [00→0] [x] 100 [=]	1'234 123'400
$\$14.90 + \$0.35 - \$1.45$ $+ \$12.05 = \$25.85$	1490 [+] 35 [-] 145 [+] ] 1205 [=]	25.85
$5 \times 3 \div 0.2 = 75$	5 [x] 3 [+ ] 0.2 [=]	75.
$300 \times 27\% = 81$	300 [x] 27 [%]	81.
$\frac{11.2}{56} \times 100\% = 20\%$	11.2 [+ ] 56 [%]	20.
$300 + (300 \times 40\%) = 420$	300 [+] 40 [%]	420.
$300 - (300 \times 40\%) = 180$	300 [-] 40 [%]	180.
$5^4 = 625$	5 [x] [=] [=] [=]	625.
$1 / 2 = 0.5$	2 [+ ] [=]	0.5
$\frac{1}{(2 \times 5 - 6)} = 0.25$	2 [x] 5 [-] 6 [+ ] [=]	0.25
$\sqrt{144} = 12$	144 [√]	12.

## 2. Operazione del calcolo memoria

$(12 \times 4) - (20 \div 2) = 38$	$\left[ \frac{ON}{AC} \right]$ 12 [x] 4 [M+] 20 [+ ] 2 [M-] [M%]	0. 10. 38.
$15 \times 2 = 30$	[M%] [CE/C]	0.
$20 \times 3 = 60$	15 [x] 2 [M+] 20 [x] 3 [M+]	60.
$25 \times 4 = 100$	25 [x] 4 [M+]	100.
(total A = 190)	[M%]	190.
$10 \div 5 = 2$	10 [+ ] 5 [MII+] 4 [x] 2 [MII+]	8.
$4 \times 2 = 8$	[MII%]	10.
(total B = 10)	[M%] [+ ]	190.
$A \div B = 19$	[MII%]	10.
	[=]	19.
	$\left[ \frac{ON}{AC} \right]$	0.

## 3. Operazione del calcolo costante

$2 + 3 = 5$	2 [+] 3 [=]	5.
$4 + 3 = 7$	4 [=]	7.
$3 \times 4 = 12$	3 [x] 4 [=]	12.
$3 \times 6 = 18$	6 [=]	18.

## 4. Cancellazione della capacità di operazione superata

123456789012 x 100	1234567890123 E	123'456'789'012
= 12345678901200	[00→0] [x] 100 [=] E	12.3456789012
	$\left[ \frac{ON}{AC} \right]$	0.

## 5. Calcolo della tassazione

$200 + TAX(25\%) = 250$	200 [x] 25 [%] [+ ] [=]	250.
50 = Import della tassa	250 = Valore con tassa	
$200 - TAX(25\%) = 160$	200 [+ ] 25 [+/-] [MU]	160.
40 = Import della tassa	160 = Valore senza tassa	40.

## 6. CALCOLO RIALZO/RIBASSO DI PREZZO

$2000 + (P \times 20\%) = P$	2000 [+ ]	2'000.
$P = \frac{2000}{1 - 20\%} = 2,500$	20 [MU]	2'500.00
$1250 - (P \times 20\%) = P$	1250 [+ ] 25 [+/-] [MU]	1'000.00
$P = \frac{1250}{1 + 25\%} = 1,000$		

## 7. PERCENTUALE DELTA

$\frac{18000 - 15000}{15000} \times 100\%$	18000 [-] 15000 [MU]	20.00
= 20%		

<b>* Strømforsyningen</b>	<b>Danish</b>
---------------------------	---------------

CITIZEN SDC-400 regnemaskine er forsynet af to typer batterier : Solceller og reservebatteriet, hvilken gør det muligt at bruge regnemaskinen med ethvert baggrundslys.

-Stop strømforsyningen automatisk-

Lommeregneren slukker automatisk for strømmen, hvis der ikke har været trykket på en tast i ca. 10 minutter.

-Skift batteriet-

Når batteriet skal skiftes, åbner man låget nedenunder, tager batteriet ud, og sætter det nye batteri på plads.

<b>* Knappers indeks</b>	<b>Danish</b>
--------------------------	---------------

$\left[ \frac{ON}{AC} \right]$  : Tænd / slet alt.

$[CE/C]$  : Slet indtastning / slet.

$[00 \rightarrow 0]$  : Rettelse knap.


$[M+]$  : Addition hukommelse knap.

$[M-]$  : Subtraktion hukommelse knap.  $[+ / -]$  :  $\pm$ Skift fortegn

$[M^{\frac{R}{C}}]$  : Hukommelse knap. / Slettelse knap.

$[MU]$  : Prismærke op/ned


$[MII+]$   $[MII-]$   $[MII^{\frac{R}{C}}]$  : Den anden hukommelsestast

 Knap til valg af decimalplads

- F - Flydende decimaltalttilstand

- 0 - 2 - 3 - Fast decimaltalttilstand



- A - ADD-mode indtaster automatisk valutadecimalen i additions- og subtraktionsberegninger

 Knap til rund op / rund af / rund ned



<b>* Betjening eksempler</b>	<b>Danish</b>
------------------------------	---------------

### 1. Almindelig regningsoperation



Inden du udfører en beregning, skal du trykke på tasten  $\left[ \frac{ON}{AC} \right]$ .

	Eksempel	Tastebetjening	Vis
	$1 \times 2 \times 3 = 6$	$\left[ \frac{ON}{AC} \right]$ 1 [x] 2 [x] 3 [=]	0. 6.
	$2 \times 3 = 6$	$[CE/C]$ 2 [x] 2 $[CE/C]$ 3 [=]	0. 6.
	$2 + 4 + 6 = 12$	2 [+] 3 [+] 6 $[CE/C]$ $[CE/C]$	0. 12.
	$1234 \times 100$ $= 123,400$	12345 $[00 \rightarrow 0]$ [x] 100 [=]	1'234 123'400
	$\$14.90 + \$0.35 - \$1.45$ $+ \$12.05 = \$25.85$	1490 [+] 35 [-] 145 [+] 1205 [=]	25.85
	$5 \times 3 \div 0.2 = 75$	5 [x] 3 [+] 0.2 [=]	75.
	$300 \times 27\% = 81$	300 [x] 27 [%]	81.
	$\frac{11.2}{56} \times 100\% = 20\%$	11.2 [+] 56 [%]	20.
	$300 + (300 \times 40\%) = 420$	300 [+] 40 [%]	420.
	$300 - (300 \times 40\%) = 180$	300 [-] 40 [%]	180.
	$5^4 = 625$	5 [x] [=] [=] [=]	625.
	$1 / 2 = 0.5$	2 [+] [=]	0.5
	$\frac{1}{(2 \times 5 - 6)} = 0.25$	2 [x] 5 [-] 6 [+] [=]	0.25
	$\sqrt{144} = 12$	144 [ $\sqrt{\quad}$ ]	12.

### 2. Hukommelse regningsoperation

	$(12 \times 4) - (20 \div 2) = 38$	$\left[ \frac{ON}{AC} \right]$ 12 [x] 4 $[M+]$ 20 [+] 2 $[M-]$ $[M^{\frac{R}{C}}]$	MI 10. MI 38.
	$15 \times 2 = 30$	$[M^{\frac{R}{C}}]$ $[CE/C]$ 15 [x] 2 $[M+]$ 20 [x] 3 $[M+]$	0. MI 60.
	$20 \times 3 = 60$	25 [x] 4 $[M+]$	MI 100.
	$25 \times 4 = 100$	$[M^{\frac{R}{C}}]$	MI 190.
	(total A = 190)	10 [+] 5 $[MII+]$ 4 [x] 2 $[MII+]$	MI 8. MII
	$10 \div 5 = 2$	$[MII^{\frac{R}{C}}]$	MI 10. MII
	$4 \times 2 = 8$	$[M^{\frac{R}{C}}]$ [+]	MI 190. MII
	(total B = 10)	$[MII^{\frac{R}{C}}]$	MI 10. MII
	$A \div B = 19$	[=]	MI 19. MII
		$\left[ \frac{ON}{AC} \right]$	0.



### 3. Regningssystem for konstanter

	$2 + 3 = 5$	2 [+] 3 [=]	5.
	$4 + 3 = 7$	4 [=]	7.
	$3 \times 4 = 12$	3 [x] 4 [=]	12.
	$3 \times 6 = 18$	6 [=]	18.



### 4. Slet delen over regningskapaciteten

$123456789012 \times 100$	$1234567890123$	E	$123'456'789'012$
$= 12345678901200$	$[00 \rightarrow 0]$ [x] 100 [=]	E	$12.3456789012$
	$\left[ \frac{ON}{AC} \right]$		0.



### 5. Afgiftsberegning

	$200 + TAX(25\%) = 250$	200 [x] 25 [%] [+] [=]	250.
	50 = Afgiftssum	250 = Værdi inklusiv afgift	
	$200 - TAX(25\%) = 160$	200 [+] 25 [+/-] $[MU]$ [MU]	160. 40.
	40 = Afgiftssum	160 = Værdi eksklusiv afgift	

### 6. BEREGNING MED PRISMÆRKE OP & NED

	$2000 + (P \times 20\%) = P$	2000 [+] 20 $[MU]$	2'000. 2'500.00
	$P = \frac{2000}{1 - 20\%}$		
	$1250 - (P \times 20\%) = P$	1250 [+] 25 [+/-] $[MU]$	1'000.00
	$P = \frac{1250}{1 + 25\%}$		

### 7. DELTAPROCENT

	$\frac{18000 - 15000}{15000} \times 100\%$	18000 [-] 15000 $[MU]$	20.00
	$= 20\%$		

**\* Stroomvoorziening**

**Nederlands**

De CITIZEN SDC-400 calculator krijgt van twee soorten batterijen haar energie : zonne-energie en reserve energie. Zij kan onder alle soorten licht werken.

-Automatische verbreking van de stroomvoorziening-

Als de calculator gedurende 10 minuten niet gebruikt wordt, wordt de Stroomvoorziening automatisch verbroken.

-Het verwisselen van de batterijen-

Wanneer u de batterijvakje wilt verwisselen, moet u eerst het deksel van het batterijvakje openen en de oude batterijen verwijderen, en daarna de nieuwe batterijen in het vakje plaatsen.

**\* Lijst van druktoetsen**

**Nederlands**

[ $\frac{ON}{AC}$ ] : Inschakelen / Alles wissen. [CE/C] : Invoer wissen / Wissen

[00→0] : Veranderen.

[M+] : Geheugen optellen.

[M-] : Geheugen aftrekken.

[M $\frac{R}{C}$ ] : Geheugen. / Schrappen.

[+ / -] : ± Toets voor het veranderen van teken

[MU] : Toets voor afgeprijsde en verhoogde prijs

[MII+] [MII-] [MII $\frac{R}{C}$ ] : Toets van het tweede geheugen



Schakelaar voor de selectie van de decimale plaatsen

- F -

Drijvende komma decimale modus

- 0 - 2 - 3 -

Vaste komma decimale modus

- A -

De optelmodus gaat automatisch over naar de monetaire decimale modus bij het optellen en aftrekken



Schakelaar voor het naar boven / naar beneden afronden

**\* Voorbeelden van bediening bij gebruik**

**Nederlands**

**1. Stappen van gewone calculaties**

Alvorens met een berekening te beginnen, dient u op de [ $\frac{ON}{AC}$ ] toets te drukken.

Voorbeeld	Ingedrukte toetsen	Weergave op het scherm
$1 \times 2 \times 3 = 6$	[ $\frac{ON}{AC}$ ] 1 [x] 2 [x] 3 [=]	0. 6. 0.
$2 \times 3 = 6$	2 [x] 2 [CE/C] 3[=]	6.
$2 + 4 + 6 = 12$	2 [+] 3 [+] 6 [CE/C] [CE/C]	0.
	2 [+] 4 [+] 4 [=]	12.
$1234 \times 100$	12345 [00→0]	1'234
$= 123,400$	[x] 100 [=]	123'400
$\$14.90 + \$0.35 - \$1.45$	1490 [+] 35 [-] 145 [+]	
$+ \$12.05 = \$25.85$	1205 [=]	25.85
$5 \times 3 \div 0.2 = 75$	5 [x] 3 [+/-] 0.2 [=]	75.
$300 \times 27\% = 81$	300 [x] 27 [%]	81.
$\frac{11.2}{56} \times 100\% = 20\%$	11.2 [+/-] 56 [%]	20.
$300 + (300 \times 40\%) = 420$	300 [+] 40 [%]	420.
$300 - (300 \times 40\%) = 180$	300 [-] 40 [%]	180.
$5^4 = 625$	5 [x] [=] [=] [=]	625.
$1 / 2 = 0.5$	2 [+/-] [=]	0.5
$\frac{1}{(2 \times 5 - 6)} = 0.25$	2 [x] 5 [-] 6 [+/-] [=]	0.25
$\sqrt{144} = 12$	144 [√]	12.

**2. Stappen bij calculaties met gebruik van geheugen**

$(12 \times 4) - (20 \div 2) = 38$	[ $\frac{ON}{AC}$ ] 12 [x] 4 [M+] 20 [+/-] 2 [M-]	0. MI 10. MI 38.
	[M $\frac{R}{C}$ ]	0.
	[M $\frac{R}{C}$ ] [CE/C]	0.
$15 \times 2 = 30$	15 [x] 2 [M+] 20 [x] 3 [M+]	MI 60.
$20 \times 3 = 60$	25 [x] 4 [M+]	MI 100.
$25 \times 4 = 100$	[M $\frac{R}{C}$ ]	MI 190.
(total A = 190)	10 [+/-] 5 [MII+] 4 [x] 2 [MII+]	MI 8. MII
$10 \div 5 = 2$	[MII $\frac{R}{C}$ ]	MI 10. MII
$4 \times 2 = 8$	[M $\frac{R}{C}$ ] [+]	MI 190. MII
(total B = 10)	[MII $\frac{R}{C}$ ]	MI 10. MII
$A \div B = 19$	[=]	MI 19. MII
	[ $\frac{ON}{AC}$ ]	0.

**3. Calculatiemethoden met een constante**

$2 + 3 = 5$	2 [+] 3 [=]	5.
$4 + 3 = 7$	4 [=]	7.
$3 \times 4 = 12$	3 [x] 4 [=]	12.
$3 \times 6 = 18$	6 [=]	18.

**4. Het schrappen van ingetoetste getilen die de calculatiecapaciteit overschrijden**

$123456789012 \times 100$	1234567890123 E	123'456'789'012
$= 12345678901200$	[00→0] [x] 100 [=] E	12.3456789012
	[ $\frac{ON}{AC}$ ]	0.

**5. Berekening van belastingen**

$200 + TAX(25\%) = 250$	200 [x] 25 [%] [+] [=]	250.
50 = Bedrag van de belasting	250 = Prijs met de belasting inbegrepen	
$200 - TAX(25\%) = 160$	200 [+/-] 25 [+/-] [MU]	160.
	[MU]	40.
40 = Bedrag van de belasting	160 = Waarde zonder belasting	

**6. BEREKENING VAN DE AFGEPRIJSDE OF VERHOOGDE PRIJS**

$2000 + (P \times 20\%) = P$	2000 [+/-]	2'000.
$P = \frac{2000}{1 - 20\%} = 2,500$	20 [MU]	2'500.00
$1250 - (P \times 20\%) = P$	1250 [+/-] 25 [+/-] [MU]	1'000.00
$P = \frac{1250}{1 + 25\%} = 1,000$		

**7. DELTA PROCENT**

$\frac{18000 - 15000}{15000} \times 100\%$	18000 [-] 15000 [MU]	20.00
$= 20\%$		

**\* Sumber tenaga listerlk**

Bahasa Indonesia

Calculator CITIZEN model SDC-400 mendapat listerlk dari dua macam baterai : tenaga matahari dan tenaga simpanan, sehingga calculator ini bisa bekerja dibawah segala macam sinar.



-Sumber tenaga bisa bekerja dan tutup secara otomatis-  
Jikalau dalam kira2 10 menit calculator tidak bekerja maka sumber tenaga akan berhenti bekerja otomatis.

-Cara mengganti baterai-  
Jikalau baterai perlu diganti, anda harus membuka dulu kotak baterai dan mengeluarkan baterai lama. Sesudah itu anda baru bisa memasukkan baterai yang baru didalam kotak itu.

**\* Daftar fungsi tuts**

Bahasa Indonesia

- [ $\frac{ON}{AC}$ ] : Tombol Power On / Hapus Semua
- [CE/C] : Tombol Power On / Hapus Semua
- [00→0] : Koreksi. [M+] : Memory penambahan.
- [M-] : Memory pengurangan. [+ / -] : ±Tombol pengubah tanda
- [M $\frac{E}{C}$ ] : Memory. / Penghapusan. [MU] : Tombol Mark-up/down harga
- [MII+] [MII-] [MII $\frac{E}{C}$ ] : Tombol Memori Kedua



-  Switch pemilihan jumlah desimal
- F - Mode desimal mengambang
- 0 - 2 - 3 - Mode desimal tetap
- A - Mode ADD secara otomatis akan memasukkan desimal keuangan pada operasi perhitungan penambahan dan pengurangan
-  Switch untuk pembulatan ke atas / pembulatan ke bentuk yang lebih sederhana / pembulatan ke bawah

**\* Contoh cara pakai**


Bahasa Indonesia

**1. Cara kalkulasi biasa**



Sebelum melakukan setiap perhitungan, tekanlah dahulu tombol [ $\frac{ON}{AC}$ ].

Contoh	Operasi Tombol	Tampilan di Layar
 1 x 2 x 3 = 6	[ $\frac{ON}{AC}$ ] 1 [x] 2 [x] 3 [=]	0. 6.
 2 x 3 = 6	[CE/C] 2 [x] 2 [CE/C] 3[=]	0. 6.
2 + 4 + 6 = 12	2 [+] 3 [+] 6 [CE/C] [CE/C]	0.
	2 [+] 4 [+] 4 [=]	12.
1234 x 100	12345 [00→0]	1'234
= 123,400	[x] 100 [=]	123'400
\$14.90 + \$0.35 - \$1.45	1490 [+] 35 [-] 145 [+]	
+ \$12.05 = \$25.85	1205 [=]	25.85
5 x 3 ÷ 0.2 = 75	5 [x] 3 [+ ] 0.2 [=]	75.
300 x 27% = 81	300 [x] 27 [%]	81.
$\frac{11.2}{56} \times 100\% = 20\%$	11.2 [+ ] 56 [%]	20.
300 + (300 x 40%) = 420	300 [+] 40 [%]	420.
300 - (300 x 40%) = 180	300 [-] 40 [%]	180.
5 <sup>4</sup> = 625	5 [x] [=] [=] [=]	625.
1 / 2 = 0.5	2 [+ ] [=]	0.5
$\frac{1}{(2 \times 5 - 6)} = 0.25$	2 [x] 5 [-] 6 [+ ] [=]	0.25
$\sqrt{144} = 12$	144 [√]	12.

**2.Cara melakukan kalkulasi dengan memory**

 (12 x 4) - (20 ÷ 2) = 38	[ $\frac{ON}{AC}$ ] 12 [x] 4 [M+] 20 [+ ] 2 [M-]	0. MI 10.
	[M $\frac{E}{C}$ ]	MI 38.
	[M $\frac{E}{C}$ ] [CE/C]	0.
15 x 2 = 30	15 [x] 2 [M+] 20 [x] 3 [M+]	MI 60.
20 x 3 = 60	25 [x] 4 [M+]	MI 100.
25 x 4 = 100	[M $\frac{E}{C}$ ]	MI 190.
(total A = 190)	10 [+ ] 5 [MII+] 4 [x] 2 [MII+]	MI 8.
10 ÷ 5 = 2	[MII $\frac{E}{C}$ ]	MI 10.
4 x 2 = 8	[M $\frac{E}{C}$ ] [+]	MI 190.
(total B = 10)	[MII $\frac{E}{C}$ ]	MI 10.
A ÷ B = 19	[=]	MI 19.
	[ $\frac{ON}{AC}$ ]	0.



**3.Cara kalkulasi dengan bilangan konstan**

 2 + 3 = 5	2 [+] 3 [=]	5.
4 + 3 = 7	4 [=]	7.
 3 x 4 = 12	3 [x] 4 [=]	12.
3 x 6 = 18	6 [=]	18.



**4.Penghapusan kalkulasi yang melewati**

123456789012 x 100	1234567890123 E	123'456'789'012
= 12345678901200	[00→0] [x] 100 [=] E	12.3456789012
	[ $\frac{ON}{AC}$ ]	0.



**5.Perhitungan Pajak**

 200+TAX(25%)=250	200 [x] 25 [%] [+ ] [=]	250.
50 = Jumlah pajak	250 = Nilai termasuk pajak	
 200-TAX(25%)=160	200 [+ ] 25 [+/-] [MU]	160.
40 = Jumlah pajak	160 = Nilai di luar pajak	40.

**6.PERHITUNGAN MARK-UP & DOWN HARGA**

 2000+(P x 20%)=P	2000 [+]	2'000.
$P = \frac{2000}{1-20\%} = 2,500$	20 [MU]	2'500.00
 1250-(P x 20%)=P	1250 [+ ] 25 [+/-] [MU]	1'000.00
$P = \frac{1250}{1+25\%} = 1,000$		

**7.PERSEN DELTA**

 $\frac{18000-15000}{15000} \times 100\%$	18000 [-] 15000 [MU]	20.00
 = 20%		

إن موديل CITIZEN SDC-400 هي آلة حاسبة ثنائية الطاقة (الطاقة الشمسية عالية القوة + بطارية احتياطية) وتعمل تحت أية ظروف ضوئية. وظيفة إيقاف الطاقة التلقائي-

تقوم هذه الآلة الحاسبة بإيقاف نفسها تلقائياً إذا لم يحدث إدخال مفتاح لحوالي 01 دقائق.

تغيير البطارية-

إذا كانت البطارية الاحتياطية بحاجة إلى تغيير، قم بفتح الغطاء السفلي لإزالة البطارية القديمة وإدخال بطارية جديدة بحسب القطبية المشار إليها.

[ON/AC]: مفتاح حذف الكل/ تشغيل الطاقة. : مفتاح الحذف/ حذف الإدخال.

[00→0]: مفتاح الرجوع بالتحويل. : مفتاح الإضافة على الذاكرة.

[M-]: مفتاح الطرح من الذاكرة.

[M±]: مفتاح استدعاء الذاكرة / مفتاح حذف الذاكرة.

± : [+ / -] مفتاح تغيير الإشارة : مفتاح تعليم السعر إلى الأعلى/ الأسفل.

[MII-] [MII+] : مفتاح الذاكرة الثانية

A 0 2 3 F

↑ 5/4 ↓

0 2 3 F

↑ 5/4 ↓

0 2 3 F

↑ 5/4 ↓

0 2 3 F

↑ 5/4 ↓

0 2 3 F

↑ 5/4 ↓

0 2 3 F

↑ 5/4 ↓

0 2 3 F

↑ 5/4 ↓

0 2 3 F

↑ 5/4 ↓

0 2 3 F

↑ 5/4 ↓

0 2 3 F

↑ 5/4 ↓

0 2 3 F

↑ 5/4 ↓

0 2 3 F

↑ 5/4 ↓

0 2 3 F

↑ 5/4 ↓

0 2 3 F

↑ 5/4 ↓

0 2 3 F

↑ 5/4 ↓

0 2 3 F

↑ 5/4 ↓

0 2 3 F

↑ 5/4 ↓

0 2 3 F

↑ 5/4 ↓

0 2 3 F

↑ 5/4 ↓

0 2 3 F

↑ 5/4 ↓

0 2 3 F

↑ 5/4 ↓

0 2 3 F

↑ 5/4 ↓

0 2 3 F

↑ 5/4 ↓

0 2 3 F

↑ 5/4 ↓

0 2 3 F

↑ 5/4 ↓

0 2 3 F

↑ 5/4 ↓

0 2 3 F

↑ 5/4 ↓

0 2 3 F

↑ 5/4 ↓

0 2 3 F

↑ 5/4 ↓

0 2 3 F

↑ 5/4 ↓

0 2 3 F

↑ 5/4 ↓

0 2 3 F

↑ 5/4 ↓

0 2 3 F

↑ 5/4 ↓

0 2 3 F

↑ 5/4 ↓

0 2 3 F

↑ 5/4 ↓

0 2 3 F

↑ 5/4 ↓

0 2 3 F

↑ 5/4 ↓

0 2 3 F

↑ 5/4 ↓

0 2 3 F

↑ 5/4 ↓

0 2 3 F

↑ 5/4 ↓

0 2 3 F

## 1 أمثلة الحساب

قبل القيام بكل حساب، اضغط على مفتاح  $\frac{ON}{AC}$ .

المثال	عملية المفاتيح	العرض
$1 \times 2 \times 3 = 6$	$\frac{ON}{AC}$ 1 [x] 2 [x] 3 [=]	0. 6.
	[CE/C]	0.
$2 \times 3 = 6$	2 [x] 2 [CE/C] 3[=]	6.
$2 + 4 + 6 = 12$	2 [+] 3 [+] 6 [CE/C]	0. 12.
	[CE/C]	
$1234 \times 100$	2 [+] 4 [+] 4 [=]	1'234
$= 123,400$	12345 [00→0]	123'400
$\$14.90 + \$0.35 - \$1.45 +$	[x] 100 [=]	
$\$12.05 = \$25.85$	1490 [+] 35 [-] 145 [+]	25.85
$5 \times 3 \div 0.2 = 75$	1205 [=]	
$300 \times 27\% = 81$	5 [x] 3 [+] 0.2 [=]	75.
$\frac{11.2}{56} \times 100\% = 20\%$	300 [x] 27 [%]	81.
$300 + (300 \times 40\%) = 420$	11.2 [+] 56 [%]	20.
$300 - (300 \times 40\%) = 180$	300 [+] 40 [%]	420.
$5^4 = 625$	300 [-] 40 [%]	180.
$1 \div 2 = 0.5$	5 [x] [=] [=] [=]	625.
$\frac{1}{(2 \times 5 - 6)} = 0.25$	2 [+] [=]	0.5
$\sqrt{144} = 12$	2 [x] 5 [-] 6 [+] [=]	0.25

## 2. حساب الذاكرة

$(12 \times 4) - (20 \div 2) = 38$	$\frac{ON}{AC}$	0.
	12 [x] 4 [M+] 20 [+] 2 [M-]	M1 10.
	[M±]	M1 38.
	[M±] [CE/C]	0.
$15 \times 2 = 30$	15 [x] 2 [M+] 20 [x] 3 [M+]	M1 60.
$20 \times 3 = 60$	25 [x] 4 [M+]	M1 100.
$25 \times 4 = 100$	[M±]	M1 190.
(total A = 190)	10 [+] 5 [MII+] 4 [x] 2 [MII+]	M1 8.
$10 \div 5 = 2$	[MII±]	M1 10.
$4 \times 2 = 8$	[M±] [+]	M1 190.
(total B = 10)	[MII±]	M1 10.
$A + B = 19$	[=]	M1 19.
	$\frac{ON}{AC}$	0.

## 3. حساب الثابت

$2 + 3 = 5$	2 [+] 3 [=]	5.
$4 + 3 = 7$	4 [=]	7.
$3 \times 4 = 12$	3 [x] 4 [=]	12.
$3 \times 6 = 18$	6 [=]	18.

## 4. حذف خطأ التدفق الزائد

123456789012 x 100	1234567890123 E	123'456'789'012
= 12345678901200	[00→0] [x] 100 [=]	E 12.3456789012
	$\frac{ON}{AC}$	0.

## 5. حساب الضريبة

$200 + TAX(25\%) = 250$	200 [x] 25 [%] [+]	[=] 250.
$50 = Tax\ sum$	250 = Tax inclusive value	
$200 - TAX(25\%) = 160$	200 [+] 25 [+/-]	[MU] 160.
$40 = Tax\ sum$	160 = Tax exclusive value	[MU] 40.

## 6. حساب تعليم السعر إلى الأعلى والأسفل

$2000 + (P \times 20\%) = P$	2000 [+]	2'000.
$P = \frac{2000}{1 - 20\%} = 2,500$	20 [MU]	2'500.00
$1250 - (P \times 20\%) = P$	1250 [+] 25 [+/-]	[MU] 1'000.00
$P = \frac{1250}{1 + 25\%} = 1,000$		

## 7. حساب الضريبة

$\frac{18000 - 15000}{15000} \times 100\%$	18000 [-] 15000 [MU]	20.00
$= 20\%$		

## WEEE MARK

**En** If you want to dispose this product, do not mix with general household waste. There is a separate collection systems for used electronics products in accordance with legislation under the WEEE Directive (Directive 2002/96/EC) and is effective only within European Union.

**Ge** Wenn Sie dieses Produkt entsorgen wollen, dann tun Sie dies bitte nicht zusammen mit dem Haushaltsmüll. Es gibt im Rahmen der WEEE-Direktive innerhalb der Europäischen Union (Direktive 2002/96/EC) gesetzliche Bestimmungen für separate Sammelsysteme für gebrauchte elektronische Geräte und Produkte.

**Fr** Si vous souhaitez vous débarrasser de cet appareil, ne le mettez pas à la poubelle avec vos ordures ménagères. Il existe un système de récupération distinct pour les vieux appareils électroniques conformément à la législation WEEE sur le recyclage des déchets des équipements électriques et électroniques (Directive 2002/96/EC) qui est uniquement valable dans les pays de l'Union européenne. Les appareils et les machines électriques et électroniques contiennent souvent des matières dangereuses pour l'homme et l'environnement si vous les utilisez et vous vous en débarrassez de façon inappropriée.

**Sp** Si desea deshacerse de este producto, no lo mezcle con residuos domésticos de carácter general. Existe un sistema de recogida selectiva de aparatos electrónicos usados, según establece la legislación prevista por la Directiva 2002/96/CE sobre residuos de aparatos eléctricos y electrónicos (RAEE), vigente únicamente en la Unión Europea.

**It** Se desiderate gettare via questo prodotto, non mescolatelo ai rifiuti generici di casa. Esiste un sistema di raccolta separato per i prodotti elettronici usati in conformità alla legislazione RAEE (Direttiva 2002/96/CE), valida solo all'interno dell'Unione Europea.

**Du** Deponeer dit product niet bij het gewone huishoudelijk afval wanneer u het wilt verwijderen. Er bestaat ingevolge de WEEE-richtlijn (Richtlijn 2002/96/EG) een speciaal wettelijk voorgeschreven verzamelsysteem voor gebruikte elektronische producten, welk alleen geldt binnen de Europese Unie.

**Da** Hvis du vil skille dig af med dette produkt, må du ikke smide det ud sammen med dit almindelige husholdningsaffald. Der findes et separat indsamlingssystem for udtjente elektroniske produkter i overensstemmelse med lovgivningen under WEEE-direktivet (direktiv 2002/96/EC), som kun er gældende i den Europæiske Union.

**Por** Se quiser deitar fora este produto, não o misture com o lixo comum. De acordo com a legislação que decorre da Directiva REEE – Resíduos de Equipamentos Eléctricos e Electrónicos (2002/96/CE), existe um sistema de recolha separado para os equipamentos electrónicos fora de uso, em vigor apenas na União Europeia.

**Pol** Jeżeli zamierzasz pozbyć się tego produktu, nie wyrzucaj go razem ze zwykłymi domowymi odpadkami. Według dyrektywy WEEE (Dyrektywa 2002/96/EC) obowiązującej w Unii Europejskiej dla używanych produktów elektronicznych należy stosować oddzielne sposoby utylizacji.

